

WAKANA

Washington Kitefliers Association

WKA NEWSLETTER
February 1988

*** SPECIAL IN THIS ISSUE: FORT WORDEN KITE MAKERS CONFERENCE INFO ***



Gabriel Jacobus, Randy Rouse, Walt Sharp, Kathy Goodwind, Dan Nordgaard, and Stan Swanson show off Kathy's "Starflake" kite at the Protest the Bowls Kite Fly

ANNUAL PROTEST THE BOWLS KITE FLY, Golden Gardens Park, New Year's Day 1988
story and photos by Jack Van Gilder

There was no way to capture the warm relationships and feelings of comradery at this traditional Seattle kite fly in words or on film. So I just asked some of those who attended a simple question: Next summer, what will you remember about this year's New Year's Day fly?

Larry Chinn (veteran maker of Chinese kites): A couple of young couples with kids asked me how to fly dual line stunt kites. People asked many questions of us who were flying kites. I'll remember Smiley's bonfire too.

Lyle Morgan (professional designer and chairperson of the 1988 Fort Worden Kite Makers Conference): I was standing with a couple and one of them asked, "Is this a social group?" Just at that moment, Suzanne came up with her container of cookies and 3-year-old Nina. Nina ran up and gave me a great big hug. I turned to the couple and said, "It's social alright!"



Roving cookie dispenser Suzanne Sadow with daughter Nina and sampler Julian Wolf

Julian Wolf (famous for huge fancy reels): Just that we all got together again...to say hello...Smiley's hospitality center and Tom Sisson's tailgate...

Doug Hagaman (WKA Past President famous for parafoils):...the best in a while...great weather...six parafoils made by me in the air at one time... seeing friends...

John Dusenberry (WKA Past President and Charter Member): Playing with your train of kites [eleven kites on 10' leaders off the main line -- ed.]...looked like fluttering birds...my own soft sleds...one of the best

kite flies... enjoyed watching Doug Hagaman tune the bridle of Larry Zilar's new parafoil...


Virginia Knowles (Past WKA Treasurer): I liked Smiley's hot dogs and wood-fired hand warmer. Duane Davis brought hot cider.

Vera Smiley (six-year WKA member): I flew my newly made goose kite! Got the pattern from Tom Mallard. Sewed it out of



Tom Sisson's tailgate hospitality center with Marleen Zilar sampling the coffee

ripstop nylon myself. I'll never forget stopping by Golden Gardens...on our wayhome from a formal event. There we were in suits testing this kite! I was so thrilled! I will remember all the people, the bright day, the good wind, the beautiful mountains, and the comradery -- and we enjoyed bringing the "Smiley Tank" [their van -- ed.].




From Bellingham: Don Allen's 50 sq. ft. Hagaman Parafoil lifting a 90' tube and two 30" x 40' spinsox

Gene Smiley (six-year WKA member): The turnout! I got a couple of my classmates from the class of '45, Ballard High, to show up.

Bill Spezia (WKA Charter Member): It was sunny, snappy, and windy .. the darn restrooms were locked...this was still one of the best...Eloise [Hern] had a thoroughly good time.



From Kennewick: Larry Zilar, Mr. Ben Franklin himself, holding a 50" diameter spinsox



This is what happens when a 40' spinsox tangles with another kiteline. Fortunately this one untangled gracefully; Don Allen bridling his brand new stacked delta made of ripstop nylon and fiberglass spars; Don's stacked delta flying gracefully over the WKA information booth with one of Lyle Morgan's banners

Ken Conrad (owner of Great Winds Kite Shop): It was so bright it hurt my eyes...lots of boats and water like velvet...15th Annual wasn't it? It takes a real Seattlite to realize that January 1st can be such nice weather...

Suzanne Sadow (Ken Conrad's wife): we had more sharing of hugs than I can remember... Though we had another case of novice stunt flyers not aware of etiquette, it was nice to see stunters all the way down to Shilshole... nice that a whole new parking area reopened.

Kathy Goodwind (newly elected WKA Treasurer and owner of Suspended Elevations Kite Shop): It was a crisp, sunny day, more people. I hope other people will remember their first kitefly and help people cheerfully and try to keep a positive attitude. The day went by fast...we put up kites and put the strings in other people's hands. It was good to see the stunters off to one side

Dan Nordgaard (newly elected WKA President): I was really surprised by the good weather and the turnout, especially by WKAers. There were lots of different kinds of kites...We'd put up a kite and then pull it down to put up another one, handing the kite line to others.

Tom Sisson (immediate WKA Past President): It was a real party! I invited four non-kite friends and they came. I was disappointed that the media didn't respond this year as they always did in the past. We handed out over a hundred membership applications. I had fun helping kids get their kites up...there were more stunters than ever...Be sure to say something about the Aliens from Bellingham. They must have left home at 5:00 a.m. and spent the whole day here. The Buttons, too.

Margaret Holzbauer (immediate WKA Past Secretary): One of the best...just a bunch of friends getting together. I was really impressed by people from the Tri-Cities and Bellingham.

Mike Aurigemma (owner of City Kites): This was the best attended...I was impressed by the big string of flexifoils...One fellow had a three pulley system with a harness...

KITEMAKER'S CORNER -- Budget Delta Stunter

Here is the newest and hottest for our more experienced kitemakers. It was tested extensively at the Seattle Youth Symphony Summer Music Camp where the high school aged students were taught to heat bond polyethylene. Try it -- you'll like it!

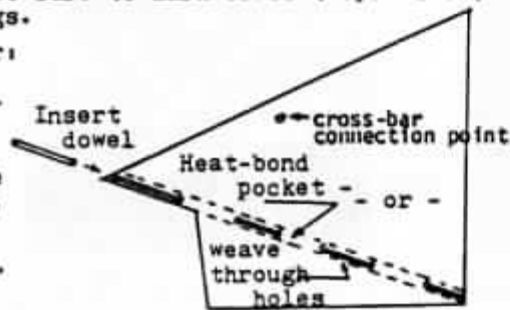


BUDGET DELTA STUNTER -

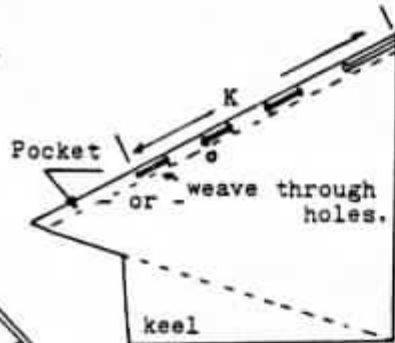
- adapted for Marrowstone Music Festival - 1987

Step #1 - Using template, cut plastic to size (if possible, please heat-bond larger scraps together to cut down on wastage). Cut two identical halves (wing and keel combinations). Be sure to mark cross ("spreader") bar connection points onto plastic wings.

#2 - Join two halves together by either:
 a - punching 6-or-8 holes as shown and weaving 3/16" dowel in-and-out, finishing ends with strapping tape; (the "Quick-And-Dirty" method) - or -
 b - heat-bonding pocket as shown. Close pocket ends with strapping tape ("Neat, Strong, Professional" method)

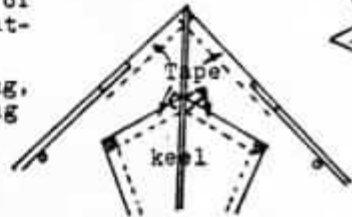


#3 - Attach leading edge spars (3/16 in. dowels) by either:
 a- strapping tape - or -
 b- punching 6-or-8 holes and weaving spars through (tape ends to plastic - or -
 c- heat-bond pockets full length of leading edge of wing (tape pocket ends closed.)



#4 - Reinforce with strapping tape --
 -- nose section and keel (below).

#5 - Cut holes in apex of keels for kite string attachment - -

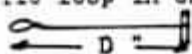


#6 - Punch holes in wing, immediately next to wing spars, for cross-spar attachment points (as marked on pattern)

#7 - Attach cross-spar ends to leading edge spars at attachment points with heavy rubber bands (knot and/or twist). Cut cross-bar to fit.

#8 - Cut two pieces of string about 15" long. Mark two spots "D" apart on each, at least 2" in from ends of string.

#9 - Tie loop in one end of strings and "button" (1/8" dowel, 3/4" long) in the other ends.

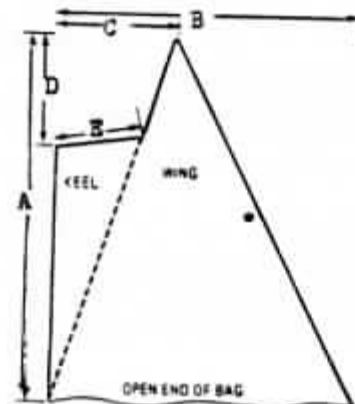


#10 - To fly as stunt kite, loop one end of each string over protruding cross-spar and button other end through towing points in each keel (see below).

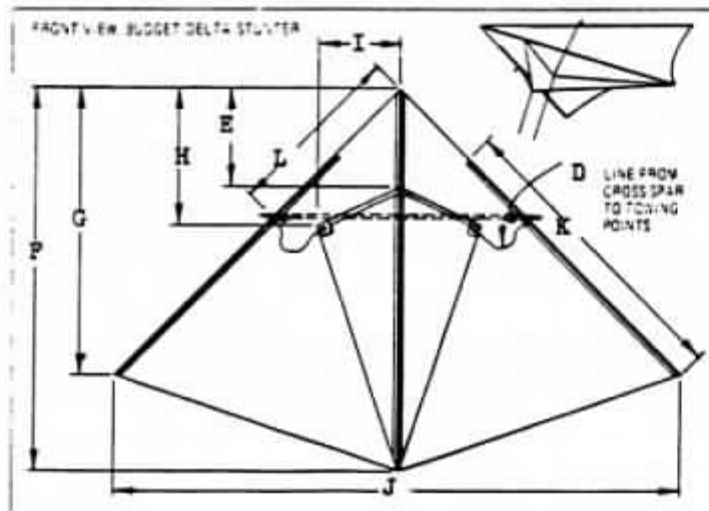
Flying:

Stunting: Attach two flying lines (with button ends), one at each point of each keel. You now have a slow-moving, light-wind, easy-to-fly stunt kite.

Floating: Disconnect two "button-and-loop" lines. Button one line through both keels. You now have a light-weight, light-wind delta kite for high-altitude, high-angle flying.



	"Small" (24" wing spar)	"Med." (48" center spar)	"Large" (48" center spar)
A-	28"	35"	45.4"
B-	23.2	29	37.6
C-	9.6	12	15.6
D-	8.8	11	14.3
E-	7.2	9	11.7
F-	29.6	37	48
G-	22.4	28	36.3
H-	11.6	14.5	18.8
I-	6.4	8	10.4
J-	44	55	71.4
K-	24	30	38.9
L-	14.4	18	23.4



- design by Bruce J. Jarvie,
 5/20 Kite Group, Detroit -
 - as published in KiteLines magazine -

FORT

WORDEN



F I F T H A N N U A L

K I T E

C O N F E R E N C E

1 9 8 8

March 4, 5, 6, Pt. Townsend, WA Sponsored by WKA, AOK, and BCKA



This year's Ft. Worden Kitemakers Conference is jam packed with exciting classes, events, people, new activities, and a much better facility. There'll be lots to do, people to meet, and FUN!

As always, we are privileged to have the breathtakingly beautiful location at Ft. Worden on the Olympic Peninsula. Historic accommodations, great food, fellowship, and most of all, a chance to shoo away the winter with visions of the flying season to come. See 'ya there!

Lyle Morgan, Program Chairperson
(206) 441-4012

Jack Van Gilder, Kiteperson
(206) 938-0550

KEYNOTE KITEMAKERS

We are very pleased to have world-class kitemakers willing to share their creativity, design theory, and enthusiasm for kiting. Each keynote speaker will present a one-hour lecture/demonstration for all attendees. George Peters will follow his lecture with instruction on origami kites for all attendees. After their lectures, Joel Scholz and Lee Toy offer kitemaking workshops on a first come, first served pre-registration basis. Please choose only one of these workshops. Refer to the schedule for exact times.

GEORGE PETERS, Boulder, Colorado

George's sculptural kites and striking graphic designs have delighted kitemakers. He is a little shy of teaching large groups, but perhaps he'll show us some of his collection, discuss design concepts, fibreglass shaping techniques, and, if we're real gentle, maybe he'll teach us his quietly famous origami kites (he says they will literally fly out of sight!)

JOEL SCHOLZ, Austin, Texas

Rising star kitemaker of delightful bird kites, and the show-stopping 3-D F-16 fighter trains. Joel's lecture will include a slide presentation and discussion of various kite designs and their flying characteristics, elements of design necessary for a successful kite, and construction hints.

< **KOLLIDAKITE.** Joel will also teach us how to make his Kollidakite. No kit available, so bring 2 yds. ripstop, fibreglass or wood spars, and grosgrain ribbon. Preregistration a must. Class #2.

LEE TOY, Scottsdale, Arizona

Lee is a favorite kitemaker, designer, and writer. His lecture/demo will cover some fun designs, and bridling techniques. He created this year's cover design and will help us silk-screen it onto garments and/or flying fabric.

< **DRAMATIC DELTA.** Lee has a beautiful design for a 8' delta, and he will teach us how to make one. Kit cost \$25.00. Pre-registration is a must #4.

ACTIVITIES

SILENT AUCTION bring donations, money, and/or a sense of humor, and prepare lots of fun. Imagine crossing musical chairs with an auction, remove the auctioneer, then throw in a lottery. It's guaranteed to be entirely zany. Proceeds will make next year's Ft. Worden event bigger and better.

SWAP MEET, clean out all the junk from your workshop, and trade it for someone else's junk, tools, materials, semi-flyables, and other great stuff. Friday night, at the same time, same room as the auction.

COLLECTOR'S EXHIBIT Francis Hall will help us mount an exhibit of special kites throughout the classroom building. Drop off your collector's items when you arrive so we can put them on display.

ROGUES GALLERY & INFO EXCHANGE There will be display tables for photo albums, kite plans, and other information of interest to kitemakers. We will also have a photocopier available. First Floor.

VIDEOS & HOSPITALITY ROOM in the classroom building, we will have a video tape player, and coffee/tea set up to watch tapes, mingle, and take a break from intense kitebuilding. Bring your own video camera to help us record classes, or bring tapes of previous events to share. Room D.

SUPPLIES & MATERIALS Ken Conrad of Great Winds Kites will have fabric, fibreglass, dowels and fittings for sale in Room B.

GROUP PHOTO It's always fun to record the shining faces of the class of '88. Outside, Sunday a.m.

BANQUET Saturday night we will enjoy Milo's famous prime rib or salmon banquet followed by our own home-grown entertainment—but no gift exchange. We'll have a party in the dorm, instead.

LOUNGE PARTY & NIGHT-FLY Saturday night after the banquet. Bring your own nibbles and drinks (sorry, no refrigerator available). Everyone shares stories, and camaraderie. Acoustic musical instruments welcome. (knowing this group, we'll probably party Friday night, too, and we'll fly kites anytime of the day or night.)

TRAVEL DETAILS

We will provide registrants with confirmations, ferry schedules, driving directions, and a more complete 'to bring' list mid-February. For now, you should know that the dorm has single and double rooms with beds, but no linens. Prepare to bring sleeping bag, towels, comfortable clothing, and personal items. For kitemaking, BYO sewing machine, hand tools, and supplies. Partying is pot luck, BYO munchies and drinks.

AIR TRAVELERS: If you plan to stay in Seattle a few extra days, we can probably find people willing to host your visit. We can also provide sleeping bags and access to sewing equipment during the conference to lighten your baggage. Call Suzanne Conrad. (206) 527-5184, for arrangements.

CONFERENCE REGISTRATION:

EARLYBIRD REGISTRATION IS \$75 per person plus some volunteer help. Fee includes food, dormitory lodging, pin, and workshops.

WORKSHOPS ONLY, \$25.

OTHER ACCOMMODATIONS: Campground or Officer's Row Houses may be reserved by contacting the Park Office, (206) 385-4730. You can buy meal tickets at the commissary. If you are not registered at the dorm, and plan to attend the banquet, please make banquet reservations via this form by Feb. 28.

CLASS REGISTRATION & KIT FEES:

Class sizes are limited and pre-registration is recommended for the classes listed on the form. Read the schedule (remember you can't be in two places at once), and mark your choices. Enclose kit fees with your conference registration (you may attend classes without purchasing a kit). First-come, first-served. NOTE: If you have already paid for your conference registration, use this form for class registration and kit fees.



CLASSES

BEGINNING KITEMAKING

Larry and Marlene Ziler get beginners started with resources to set up a workshop, tool tips, materials usage, everything you need to know to get started.

Course #6 Level: Beginner

SEWING MACHINE TIPS

Dave Player, a Seattle Bernina dealer will teach us all about fancy footwork, tension, and machine tricks to get the most from sewing equipment.

Course #7 Level: All

DUAL CONTROL COMPETITIONS

Kathy Goodwind, Suspended Elevations, Seattle, competition organizer and judge, will explain how competitions work, safety, and participation.

Course #8 Level: All dual

STUNT KITE JUDGING

Mike Carroll, New Jersey. Ever wonder what all those people at a stunt kite competition were doing? This class explains judging, scoring, and competition techniques.

Course #9 Level: All dual

FINE TUNING DUAL CONTROLS

Eric Forsberg, Forest Grove Oregon, will share the secrets of workshop and field finetuning for high performance kites, choosing the right kite for the conditions, and making adjustments.

Course #10 Level: All dual

COMPARATIVE MATERIALS

Ken Conrad, Great Winds Kites, Seattle, will discuss kitemaking materials, including bamboo, wood, fibreglass, mylar, tyvek, rip-stop nylon, tafeta, and silk.

Course #11 Level: All

MAKE MINE FLY

Tom Sisson & Jack Van Gilder, Seattle, will help beginners learn what makes kites fly, aerodynamics, bridling, knots, and simple design and construction techniques.

Course #12 Level: beginner

PETER LYNN BOX WITH APPLIQUE

Ray and Molly McConnell, Issaquah, will take their very popular Peter Lynn Box class a step further, to a much larger, appliqued version. Ray and Molly were a teaching hit last year.

Course #20 < Level: Begin/Interm Kit: \$15

SKYSOARER DUAL CONTROL

Rod Yarger, Yakima, presents a spiffy dual-control kite that is great for beginning competition or just for fun. Flies in wide wind range, and is relatively easy to make and fly.

Course #21 < Level: intermediate Kit: \$10

MINIATURE CODY

Mike Button, Bellingham, got so many requests for one of his charming miniature Cody kites last year, that we asked him to teach a class on it. Mike is bringing lots of kits, so plan to stick around on Sunday to zip this one together.

Course #22 < Level: intermed. Kit: \$6.50

PARROT TRAIN, BAMBOO SPLITTING

Dave Tuttle, Vancouver B.C., will teach us how to make beautiful parrot kites of bamboo, paper, and plastic. Bamboo splitting techniques, non-sewing construction techniques, and train bridling.

Course #23 < Level: all

FANCY FACET KITE FROM PLASTIC

Roy Wilson, Yakima, will share his complicated-looking, but inexpensive and easy-to-make facet kite.

Course #24 < Level: all Kit: \$0

PATCHWORK QUILT PATTERNS ADAPTED TO KITES

Scott Skinner, Monument, Colorado, makes large, spectacular appliqued edo and rokkaku kites. He will teach a single square of patchwork for the first square of a large kite, or a small fighter. Bring 1/2 yard ea. of 3-4 colors ripstop, 2' steel ruler, exacto knife, large triangle, 2 sheets template plastic (available at quilt stores)

Course #25 < Level: intermediate

DESIGNS INTO REALITY PART III

Stan Swanson (& Kathy Goodwind) conclude their three-part discussion of making designs that fly. This section will focus on tuning and adjusting original designs. Bring one of your own original designs, and they will offer suggestions.

Course #13 Level: intermed/adv

FINETUNING PARAFOLS

Doug Hagaman, Mr. Parafoil, will reveal the secrets that keep his giant showmakers in the air, any air, anytime.

Course #14 Level: intermediate

KITE REPAIR

Tom Mallard, Suspended Elevations, Seattle, and ace kite repairperson, will explain non-field kite repair, how to patch and reinforce damaged sails, improve spars & joints, and rebuilding to save a favorite kite.

Course #15 Level: all

BASIC SILKSCREEN

Lee Toy & Laurel Whitehurst. Bring your own poly/cotton garment or rip-stop fabric, and we will silkscreen this year's Ft. Worden design on it. (Ink will be white only) Note: plan to come early for this activity. We will begin painting and screening at 2:00 Friday to allow adequate drying time, and to coordinate with the Flight Jacket Class.

Course #17 < Level: intermediate Cost: \$5

NORTHWEST FLIGHT JACKET

Kathy Goodwind & Llyle Morgan help you sew a nifty, reversible flight jacket. One size fits all (really). Note: plan to come early for this activity.

Course #18 < Level: intermediate Kit: \$20

DUAL CONTROL TRAIN

Bob McGaughey, Seattle, will show you how to build a very fast dual control kite that can be flown as a train.

Course #19 < Level: intermediate Kit: \$15

< means this is a kite construction class

REGISTRATION

Please register me for the following classes (you can only take one of the keynote classes.)

- #2 KEYNOTE Kollidakite
 #4 KEYNOTE Dramatic Delta \$25
 #18 NW Flight Jacket \$20
 #19 Dual Control Train \$15
 #20 Peter Lynn Box \$15
 #21 Skysoarer \$10
 #22 Miniature Cody \$6.50
 #23 Parrot Train
 #24 Plastic Facet
 #25 Patchwork Applique

My volunteer contribution will be:

- Whatever needs to be done
 Set-up
 Teacher's assistant
 Hospitality
 Exhibit
 Swap meet/Auction
 Entertainment
 Clean-up
 Other _____

Make checks payable to WKA
 Send to: Margaret Holtzbauer
 703 S. Cloverdale
 Seattle, WA 98108

REGISTER EARLY! \$75 now, after Feb. 15, its \$85 per person. Space is limited, we're likely to sell out.

Name _____

Address _____

Phone _____

Room preference (if any) _____

Number attending _____

\$75 Conference \$25 Workshops only

Fee enclosed _____

SCHEDULE

Time	Room A-Lecture	Room FW-Sew	Room FN-Sew	Room D-Video	Room E-Const.
12:00	FRIDAY—REGISTRATION—SET-UP & CHECK IN Register at classroom bldg., unload, set up workspace, leave items for exhibit and silkscreening. THEN, move into the dorm.				
2:00		#18 Flight Jacket			#17 Silkscreen
3:00	GEORGE PETERS				
4:00					
5:00					
6:30	DINNER				
7:30	Auction & Swap Meet				Silkscreen continues
SATURDAY					
7:00	BREAKFAST				
8:00	#8 Dual Control Competitions	#7 Sewing Machine	#6 Beginning Kitemaking		
9:00		JOEL SCHOLZ			
10:00	#11 Comparative Materials	#2 Kollidakite	#20 Peter Lynn Box	Stunt Judging	#12 Make Mine Fly
11:00	#15 Kite Repair				
12:00	LUNCH				
1:00			LEE TOY		
2:00	#10 Finetune Dual Controls	#19 Dual Control Train	#4 Dramatic Delta		#24 Plastic Facel
3:00	#14 Finetune Parafoils				
4:00	#23 Parrot Train	#21 Skysoarer	#25 Patchwork Applique		
6:00					#13 Reality Part III
7:00	BANQUET				
SUNDAY					
7:00	BREAKFAST				
8:00	Group Photo, outside classroom building				
9:00		#22 Miniature Cody			
11:00	Check-out time for dormitory, classrooms remain open all day				
12:00	BRUNCH				
1:00	Clean-up	Planning Committee, (meeting held in mess hall) Clean-up	Clean-up	Clean-up	Clean-up

WALKING ENCYCLOPEDIAS

The beauty of Ft. Worden is the opportunity to exchange ideas, experience, and knowledge with other enthusiasts. Here are a sample of some gems:

HEATBONDING MYLAR: Ray and Molly ran off with several awards at Long Beach with their flashy mylar kites. Corner them and they'll show you how.

BAMBOO: Ken Conrad, Dave Kurahashi, J.C. Young and others know a lot about traditional oriental construction techniques—ask 'em.

WOODWORK: Check out the wooden spars on Harold Writer's kites. The craftsmanship is marvelous.

TEACHING: Tom Sisson, Jack VanGilder, and the Gregers do a lot of teaching and community service. Get tips from the trenches.

WRITING: Lee Toy and Margaret Greger have been writing and publishing for years. If you think you have the next Pulitzer Prize in your head, get in touch with reality.

BIG TIME: So, your kite design is the next 'Avenger'. Talk to the man who's been there, Jerry Sinotte. He and many others attending, have struggled with the relationship between creativity and business. Can you make a living as a professional kiter?

SHOW OFF: Putting on a kite festival can be a lot of fun, and is guaranteed to be a lot of work. Just ask Kay and Jim Buesing of the Long Beach kite festival committee.



SHOOTING THE BREEZE -- a message from WKA President Dan Nordgaard (206) 632-6151

[The president's message for this issue was lost in the mail along with a communication from our new Treasurer. Dan's message was a general overview of some major changes in policy, procedure, and administration that pertained to shifting the emphasis of WKA to a more participatory organization. Several new committees have been appointed and responsibilities delegated accordingly. Much of the next issue of the WKA NEWSLETTER will be dedicated to outlining some of the exciting innovations planned by the new team of WKA officers.

Dan has discussed many of his goals and ideas with the various committees. When they are carried out, there will be more active participation by the members and there will be more incentives, rewards, and acknowledgements for volunteer efforts. We are all looking forward to another great year of positive change and growth under his leadership and with the unified support of the membership. -- Ed.]

WKA OFFICERS' REPORTS

from Margaret Holzbauer, WKA Secretary Emeritus

I want to personally welcome the new WKA Officers and wish them well. I've enjoyed acting as your secretary. If all our members could know what a rewarding experience it is to serve WKA in some capacity, we would have people literally fighting to run for office!

A brief word to members who have already paid their 1988 dues and are wondering why they haven't received their new membership cards: the new cards were ordered but have not yet arrived. Our new secretary will send yours when they arrive.

Those of you who were at Fort Worden last year may remember that George and Dorothy Van Stavern had to leave early when Dorothy was taken ill. It was really great to see her enjoying the New Year's Day Fly at Golden Gardens, looking very well indeed!

from Jody Hagaman, WKA Secretary

Congratulations to all the new officers elected for 1988.

As reported in the last newsletter, 1988 dues are now due. You don't want to miss the latest news, pictures, and calendar of events. So stay in touch and renew your membership today. Send your check for \$8.50 to WKA Treasurer, Pacific Science Center, 200 - 2nd Ave N, Seattle, WA 98109. If the expiration date on your mailing label is before February 1, 1988, this will be your last newsletter.

The much talked about WKA pins are still available and every member needs two. Why two? Many out of state and foreign guests love to exchange pins. If you exchange a pin every time you make a new kite friend, you will end up with many friends and a lovely collection of pins to show off. See the ordering information in the Classified Ad section.

FROM THE EDITOR'S DESK

Congratulations to the new 1988 WKA Officer Corps. President Dan Nordgaard has indicated that he has a whole slate of constructive changes for the newsletter that he would like to see implemented as soon as possible. Policy changes include: (1) more emphasis on local and regional kite events (2) more emphasis on acknowledging the special efforts of volunteers (3) a more businesslike approach to the organizational structure of the newsletter (4) establishment of a newsletter committee and expansion of the newsletter resource staff.

This and subsequent issues will now include columns dedicated to the specific interests of dual line and single line kite flyers, a message of interest and inspiration from the president, and limited amount of display and classified advertising. We are allotting space for news from regional subgroups. We are anxious to incorporate their regional activities into our calendar of events.

As always, I welcome any and all suggestions, criticisms, or ideas that might improve the newsletter in any way. In that regard, we are looking for a new name and logo for the WKA NEWSLETTER.

My thanks to Kathy Goodwind, Liyle Morgan, Jack Van Gilder, Dan Nordgaard, and Jody Hagaman for their contributions to this issue.

WELCOME NEW MEMBERS

Carol Anderson, Seattle WA
Chris Berwald, Seattle WA
A. Enid Brown, Seattle WA
Jeanette Brown, Tenino WA
Dick Christensen, Seattle WA
Frank E. Cowan, Tacoma WA
Dovie's Designs, Hoodspport WA

Kim H. Eddy, Bothell WA
Delmar Fields, Bremerton WA
Sue Harding, Olympia WA
Michael Hill &
Mary Ann Palmer, Everett WA
Richard Himes, Shady Cove OR
Drew Keehn, Kirkland WA

Jeff Kramer, Lacey WA
Charles Patteys, Seattle WA
Joel Scholz, Austin TX
Diane &
Gerry Sinotte, Ocean Park WA
Steve Thompson, Kent WA
Gene Zemke, Renton WA

WKA NEWS NOTES

Congratulations to Dan Nordgaard, Stan Swanson, Kathy Goodwind, and Jody Hagaman, elected President, Vice President, Treasurer, and Secretary of WKA...Congratulations but condolences to kite enthusiasts Sari Moore and Jack Van Gilder who were given the honor of nomination for Vice President and Secretary but were not elected...Very Special Honors to Tom Sisson and Jack Van Gilder who were unanimously awarded Honorary Life Membership in the WKA for their extraordinary efforts for WKA and kiteflying in general...our own Kathy Goodwind has been chosen by the Kite Trade Association to author a long overdue manual on kite safety...

CLASSIFIED ADS

* ACCESSORIES AND SUPPLIES *

OFFICIAL WKA PATCH -- 3" square, green on gold. \$3.50 and SASE to Jody Hagaman, 6739 - 26th Ave NW, Seattle, WA 98117

OFFICIAL WKA PIN -- green, white, and gold, 5/8" x 7/8". \$2.00 and SASE to Jody Hagaman, 6739 - 26th Ave NW, Seattle, WA 98117

BUILD SEVEN KITES and teach others how -- Official WKA Teaching Pack including plans for 2 sleds, 2 deltas, eddy, cobra, and delta conyne. \$2.00 to Jody Hagaman, 6739 - 26th Ave NW, Seattle, WA 98117

DUAL CONTROL HOT LINE -- by Kathy Goodwind

This column is available for the exchange of dual control information and activities. Al Ford, Chairman of the Dual Control Committee will be writing the column, but he needs your help. If you have any comments, suggestions, or ideas about new techniques, safety considerations, local competitions, or how Northwest dual control fliers might better organize, please contact me at (206) 632-6151 or Al Ford at (206) 338-2297 or we will be available for your questions and comments at Fort Worden.

THE SINGLES LINE -- by Jack Van Gilder

[This is not a lonely hearts column for unmarried kite enthusiasts. In future issues, Jack Van Gilder, Chairman of the Single Line Committee will report special items of interest to single-line kitefliers. Contact Jack Van Gilder at (206) 938-0550 or at Fort Worden if you have any items of interest for him. -- Ed.]

SHOW OFFS -- by Doug Hagaman

[Doug Hagaman, Chairman of the Show Kites Committee will be writing this column of items of interest to Show Kite enthusiasts. Contact Doug at (206) 789-9215 or at Fort Worden if you have any items for this specialty. -- Ed.]

* BUY - SELL - TRADE *

* PERSONALS *

CLASSIFIED ADS -- items related to kites, kite making, or kite flying, in any of the classifications above, only .10 per word (\$3 minimum) per issue.

NEWS FROM NEARBY -- Don Allen of the Squalicum Kite Fliers sent us this photo of one of their recent kite flies. Their name is derived from their customary flying spot at Squalicum Spit. They bemoan the fact that it will soon be taken over by a huge development project.



MORE HOT AIR

from Rick Dasher, Kelso WA

I've enclosed a check for dues, WKA pin and a WKA patch. Also, I really appreciate the quality of the newsletter provided by the WKA. Keep up the good work.

from Lois DeBolt, Winchester IN

Your newsletter of December 1987 was fantastic, enjoyed the many pictures and noticed my clown picture of the Chicago Board of Directors in your issue. Keep up the good work.

[I chose not to publish Lois DeBolt's name in the December issue, fearing retribution if her identity as a WKA spy was compromised -- Ed.]

from Sari Moore, Seattle WA

Here are the maps [of Fort Worden] I mentioned at the meeting...Wreck of the Warhawk is an underwater park...Warhawk held the unbroken record for a square-rigged clipper ship for travel from San Francisco to Port Discovery in four days...On April 12, 1883, she caught fire while at anchor...She is the only clipper ship to have sunk in U.S. coastal waters safe enough to make an underwater park...I am including a copy of a page from History of Army Posts [about Fort Worden]...

[My apologies for not having sufficient space to include this valuable historical information about Fort Worden in this issue. Llyle Morgan prepared the four-page Fort Worden insert using her own resources. I will keep the information on file for possible use in subsequent issues, however -- Ed.]

IN THE WIND

MKS KITE RETREAT -- February 19-21. The Maryland Kite Society is planning a weekend of kite events at Great Oak Landing in Chestertown, MD. Contact Great Oak Landing, P.O. Box 527, Chestertown, MD 21620, (301) 778-2100 for reservations and additional information

MUSEUM OF FLIGHT KITE SHOW -- February 27-28. WKA has been challenged to fill literally hundreds of window display surfaces. A planning meeting has been scheduled at 7:00pm, Thursday, February 11th, at 4653 S. Chicago St., Seattle, WA. Contact Tom Sisson at 725-3615 for more information.

WKA MEMBERSHIP MEETING -- March 15. The official bimonthly meeting of the WKA Membership. 7:30pm at the Pacific Science Center Board Room. Bring a snack and something for Show & Tell.

The WKA NEWSLETTER is published bimonthly by the Washington Kitefliers Association, Pacific Science Center, 200 Second Avenue North, Seattle, WA 98109. Mail subscriptions are free to WKA members.

Editor: David Julian 467-9422

Contributing Editors: Liyle Morgan 441-4012 and Jack Van Gilder 938-0550

The WKA NEWSLETTER welcomes any and all contributions pertaining to kite flying. Submit typewritten manuscripts and standard 3 1/2 x 5" color print photos (include the name, address, and daytime phone number of the source) along with a stamped, self-addressed envelope of sufficient size and postage for return to David Julian, WKA NEWSLETTER Editor, P.O. Box 16020, Seattle, WA 98116-0020. The deadline for all submissions is the 15th of the month prior to issue. All submissions will be considered for publication.

The Washington Kitefliers Association is a nonprofit organization dedicated to helping people discover all the joys of kite flying. To become a WKA member, send your name, address, and telephone number, along with a check for \$8.50 to Washington Kitefliers Association, Pacific Science Center, 200 Second Avenue North, Seattle, WA 98109. Membership will include an official WKA membership card and a subscription to the WKA NEWSLETTER.

1988 WKA OFFICERS

President: Dan Nordgaard 633-4780
Vice Pres: Stan Swanson 782-1472

Treasurer: Kathy Goodwind 633-4780
Secretary: Jody Hagaman 789-9215

WKA KITE CALENDAR

February

- 7 (Sun) Fun Fly, Genesee Park (46th S. at Genessee), 1pm
- 11 (Th) Planning Meeting for Museum of Flight Kite Show, 4653 S Chicago St, Seattle, 7pm (Tom Sisson 725-3615)
- 14 (Sun) Fun Fly, Myrtle Edwards Park (N. end of Alaskan Way), 1pm
- 19-21 (Fri-Sun) MKS Kite Retreat, Great Oak Landing (Chestertown MD), (301)778-2100
- 21 (Sun) Fun Fly, Gasworks Park (N. end of Lake Union), 1pm
- 27-28 (Sat-Sun) Museum of Flight Kite Show, Museum of Flight (S. End of Boeing Field), 10am - 5pm

- 28 (Sun) Fun Fly, Warren Magnuson Park (S. of Sand Point Navy Base), 1pm

March

- 4-6 (Fri-Sun) Fort Worden Kite Makers Conference, (Liyle Morgan 441-4012)
- 6 (Sun) Fun Fly, Golden Gardens Park, (N. of Shilshole Marina), 1pm
- 13 (Sun) Fun Fly, Genesee Park (46th S. at Genessee), 1pm
- 15 (Tu) WKA Membership Meeting, Pacific Science Center, 7:30pm
- 20 (Sun) Fun Fly, Myrtle Edwards Park (N. end of Alaskan Way), 1pm
- 27 (Sun) Fun Fly, Gasworks Park (N. end of Lake Union), 1pm

Washington Kitefliers Association

an affiliate of the AMERICAN KITEFLIERS ASSOCIATION
PACIFIC SCIENCE CENTER, 200 Second Avenue North, Seattle, WA 98109