

A JOYFUL EXPERIENCE — 1988 FT. WORDEN KITEMAKERS CONFERENCE

FT. WORDEN '88

by LLYLE MORGAN

Kite people were all abuzz for months preceding the 1988 Ft. Worden Kitemakers Conference. This year's event looked to be a vintage production and we were all excited about it. Calls came in from all over the country: "Can I still get into Joel Scholz's class?" "Is there room in the dorm?" "How did you get George Peters to come out? We've been after him for years!"

The fact that people were talking excitedly about kiting is what the conference is all about. For three days, kitemakers and flyers get together and celebrate their craft an absolutely idyllic spot on Washington's Olympic Peninsula.

This event marks the end of winter with a giant splash of color, merrymaking, and comradery. Kitemakers come from all around the country to laugh and learn, share their creativity, see what's new, and just have fun.

Nearly 100 kitemaking enthusiasts at the
1988 Ft. Worden Kite Makers
Conference



The main focus is on kitemaking and being with other kitemakers, so most of the activity is indoors. People bring complete workshops, sewing rooms, tools, equipment, supplies, pictures, plans, special kite creations, and all manner of "necessary stuff".

As Conference Coordinator, my favorite moments were when a retired couple happened upon us and became so enthralled with the event that they couldn't wait to sign up. The gentleman was walking on his toes and giggling out loud on his way to his first kitemaking class. I felt like the Pied Piper. A few hours later, as I was helping him with Lee Toy's delta class I said, "OK, go ahead and sew up this seam." He replied, "I've never sewn on a seam in my life." And I said, "Well here's your chance to learn something new!" And away we went. By the next day he had finished Mike Button's miniature cody kite all by himself and was grinning from ear to ear.

On Sunday afternoon a young family was watching George Peters work his air magic



George Peters' playsail creates a flying grand finale

with a billowing giant crazy quilt he calls a playsail and about half a dozen windstreamers. (A windstreamer is a ribbon of ripstop nylon about three inches wide and 45 feet long that is attached to a fishing rod.) With the flick of the wrist or a grand gesture, you can make beautiful, fleeting shapes in the air. George nonchalantly laid a windstreamer at the feet of an enchanted preschooler who was soon creating sky sculptures and squealing with

WKA NEWSLETTER April 1988 Vol. 1988 No. 2

The WKA NEWSLETTER is published bimonthly by the Washington Kitefliers Association, Pacific Science Center, 200 Second Avenue North, Seattle, WA 98109. Mail subscriptions are free to WKA members.

Editor: DAVID JULIAN 453-8895

Contributing Editors: LLYLE MORGAN 441-4012 AND JACK VAN GILDER 938-0550

The WKA NEWSLETTER welcomes any and all contributions pertaining to kite flying. Submit typewritten manuscripts and standard 3 1/2 x 5" color print photos (include the name, address, and daytime phone number of the source) along with a stamped, self-addressed envelope of sufficient size and postage for return to David Julian, WKA NEWSLETTER Editor, 10254 NE 21st Place, Bellevue, WA 98004. The deadline for all submissions is the 15th of the month prior to issue. **All submissions will be considered for publication.**

Washington Kitefliers Association is a non profit organization dedicated to helping people discover all the joys of kite flying. To become a WKA member, send your name, address, and telephone number, along with a check for \$8.50 to Washington Kitefliers Association, Pacific Science Center, 200 Second Avenue North, Seattle, WA 98109. Membership will include an official WKA membership card and a subscription to the WKA NEWSLETTER.

1988 WKA OFFICERS

President: Dan Nordgaard 633-4780
 Vice Pres: Stan Swanson 782-1472

Treasurer: Bob Hanna 767-6381
 Secretary: Jody Hagaman 789-9215

WKA QUICK QUESTIONNAIRE

I would like to extend my personal invitation for you to become a direct participant in WKA activities. Would you please take just a few minutes to fill out the form below, clip it out, and send it to WKA, Pacific Science Center, 200 - 2nd Ave N, Seattle, WA 98109.


Any comments you might have would be appreciated. We need to hear from all members so we have some idea how to organize future kite events. Please return ASAP.

Thank you in advance for your prompt response,
Dan Nordgaard, WKA President

1. We should increase membership dues to \$9.50 per year. **YES NO**
2. I would like to volunteer for the following WKA activities: **WHERE NEEDED**
HELPING CHILDREN LEARN TO MAKE KITES **HELP SET UP KITE DISPLAYS**
PHONE COMMITTEE **KITE FESTIVAL HELPER** **JUDGE AT KITE CONTEST**
HELP ORGANIZE KITE EVENTS **REPORTER FOR THE NEWSLETTER**
PROVIDE TRANSPORTATION **SAFETY MONITOR AT EVENTS** **CLEAN UP**
3. I own or have access to a computer. **YES NO**
4. I would like to become a volunteer for the following kite festivals (providing the time would be limited so I can enjoy the festivals):
LONG BEACH **FORT WORDEN (VOLUNTEER)** **FORT WORDEN (INSTRUCTOR)**
5. OTHER COMMENTS:

excitement. His parents watched and wished out loud that they had a video camera to capture this very special moment.

It was fun to watch everyone's faces as they were captured by George's charming origami kites, and to see the swarm of enthusiasm as people crowded around the donations during the silent auction. We laughed each time another person made an "Aha!" discovery and nearly cried when Tom Sisson received the book of tributes from some of the many people who have been touched by this extraordinarily



Windstreamer — a fleeting sculpture in the sky



clockwise: Scott Skinner (Monument CO) and 24 other dedicated instructors did a great job of teaching all aspects of kitemaking; Bob McGoughey (Seattle) whipping up enthusiasm during the not so silent auction; Dan Prentice (San Ignacio CA) and George Peters (Boulder CO) exchange ideas; Tom Sisson (WKA Past President) receives a memory book in tribute to his unique contributions to kitemaking before scores of admirers; The true feeling of Ft. Worden: a frenzy of creativity



generous man. We were mesmerized by the spectacular slide show presented by Dave Bogie, and we were amused by songs and stories in the lounge.

It was a great weekend from Friday's opening class, where Lee Toy reminded us of the simple pleasure of a newspaper kite, to the spectacular displays of kitemaking by Joel Scholz, George Peters, Scott Skinner, and the others.

By Saturday afternoon, most people were wandering around, overcome by creativity, new ideas, good feelings, warm comments, and the genuine pleasure of being with a hundred other people who were in the same blissful condition.

If you have never had the pleasure of this joyful experience, plan to join us next year at Ft. Worden, March 3, 4, and 5, 1989. Those of you who have — we'll see you again next year!



THANKS FOR YOUR HELP AT FORT WORDEN

PLANNING COMMITTEE

Lyle Morgan, Chairperson
Jack Van Gilder, Asst. Chairperson
Tom Sisson, WKA Past President
Dan Nordgaard, WKA President
Eric Forsberg, AOK President
Lary & Marleen Ziler, BFKA
Dave Tuttle, BCKA President
Margaret Holzbauer
Kathy Goodwind
Ray McConnell
Doug & Jody Hagaman

INSTRUCTORS

Lee Toy
Joel Scholz
George Peters
Scott Skinner
Kathy Goodwind
Rod Yarger
Laurel Whitehurst
Bob McGaughey

Roy Willson
Eric Forsberg
Mike Carroll
Tom Sisson
Jack Van Gilder
Dave Tuttle
Mike Button
Ken Conrad
Stan Swanson
Doug Hagaman
Marianne Noble
Gloria Young
Ray McConnell
Molly McConnell

Tom Mallard
Lyle Morgan

TASK LEADERS

Luke Lukowski
Ray McConnell
Maragaret Holzbauer
Larry & Marleen Zilar

Mike Button
Dave Tuttle
Laurel Whitehurst
Sari & Marge Moore
Francis Hall
Garth Westhoff
Suzanne Conrad
Eric Forsberg

DONATIONS

Adventures in Advertising
Grand Master Kites
Great Winds Kites
Suspended Elevations
City Kites
Morgan Shaw Design
Shanti Kites
Lee Toy
Harold Writer
Scott Skinner
Long Beach Kites

WKA OFFICERS' REPORTS

SHOOTING THE BREEZE

a message from **Dan Nordgaard**, WKA President

Dan's report arrived after press time due to some confusion with my new addresses.

from **Jody Hagaman**, WKA Secretary

You have been keeping the new Secretary busy, but I would still like to see all members with the new WKA pins. Don't forget the Spring winds are upon us and you will want to show off your WKA pins and patches and be able to trade them. Check the classified section for info on how to get them.

I would like to thank Kathy Goodwind, Maragaret Holzbauer, and Dan Nordgaard for all their help these past few months. And very special thank you's to Jim Buessing of Long Beach Kites for rescuing my heart parafoil and especially to Dan Nordgaard for driving Doug to the hospital to get stitches in his forehead. [Doug had an un-

fortunate accident with a kite reel during the Ft. Worden Conference.] Let this be a reminder to all kitefliers: YOU MUST BE SAFETY CONSCIOUS AT ALL TIMES.

There was no report from the Treasurer for this issue.

WKA NEWS NOTES

CONGRATULATIONS are in order to *Lee Toy* who was the featured kitemaker at the Reno International Kite Festival March 26 & 27 ... *Kathy Goodwind* has resigned her position as WKA Treasurer and has temporarily turned the office over to *Bob Hanna* so we'll be looking for his report in the next issue ... Congratulations to *Lyle Morgan* and her crew for an outstanding job at Fort Worden this year ... *Tom Sisson* is once again looking for volunteers for the VERY SPECIAL ARTS FESTIVAL May 4-6, Call him at 725-3615 if you have some daytime hours free ...

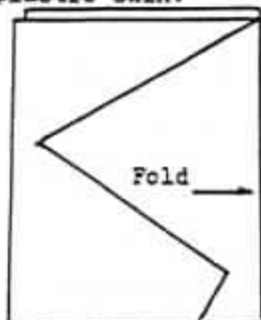
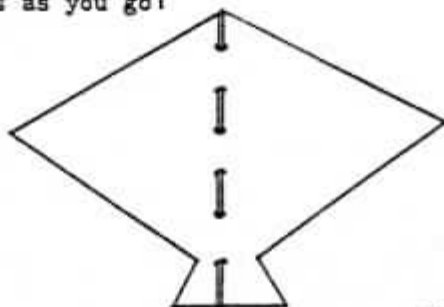
THE SINGLES LINE — by JACK VAN GILDER

There are many designs of fighter kites that may be identified with a country: Korean, Indian, Japanese Nagasaki, or Thai Chula and Pakpoa. Americans come up with new designs every month, usually with fiberglass cross-spars and mylar coverings. One of the last times WKA conducted a kite fight contest with cutting line, a young member came with a tissue paper and 1/8" dowel model he had put together the night before. He won. This was very impressive against the array of Grand Master and other expensive kites against him. Here is a plan for a simple, cheap, fairly active fighter kite. Make a cardboard pattern first, from which you can build dozens of these at about 15-20 minutes per kite. If you haven't flown fighter kites, be sure to read the section on Flying a Fighter Kite!

SIMPLIFIED INDIAN FIGHTER KITE -- -- with plastic skin.

1.- Trace half-pattern onto folded piece of plastic. Cut out. This is the time to decorate with felt pen or applique.

2.- Pick out a stick with a good bow curve to it. Spread plastic out and thread stick in and out, down the center line, punching holes as you go:

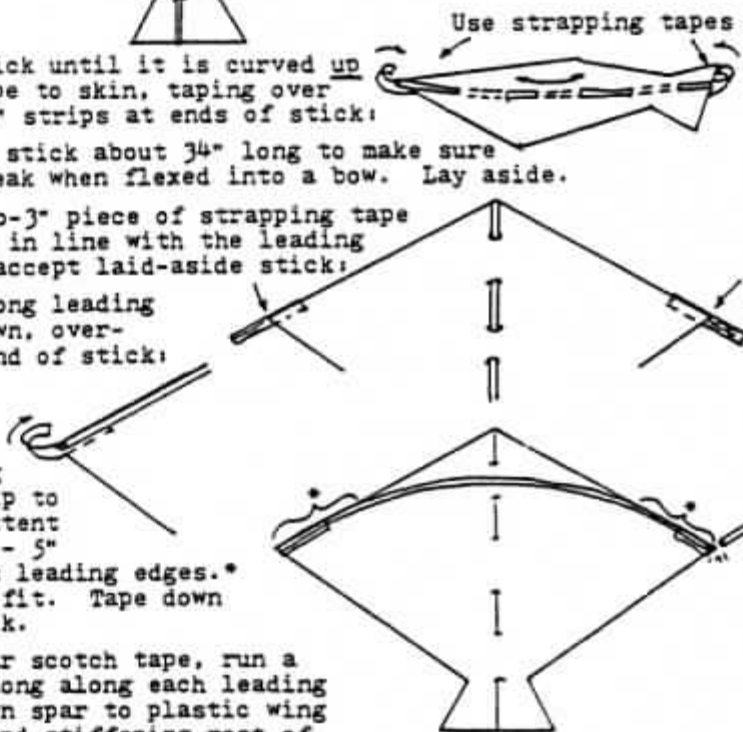


3.- Turn this stick until it is curved up at the ends. Tape to skin, taping over and under with 3" strips at ends of stick:

4.- Test another stick about 3/4" long to make sure that it won't break when flexed into a bow. Lay aside.

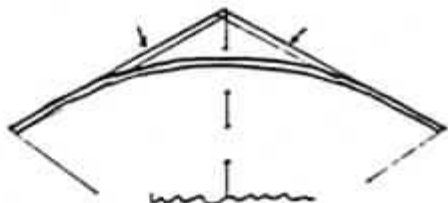
5.- Attach a 2-to-3" piece of strapping tape to each wing tip in line with the leading edges, ready to accept laid-aside stick:

6.- Lay stick along leading edge and tape down, over-and-under, one end of stick:



7.- Bow this long stick from wingtip to wingtip to the extent that the first 4 - 5" follow the kite's leading edges.* Cut off stick to fit. Tape down other end of stick.

8.- Using regular scotch tape, run a piece about 18" long along each leading edge, binding down spar to plastic wing and reinforcing and stiffening rest of leading edge:



9.- Select and cut two pieces of bamboo curtain shade, 7" long. Using regular scotch tape, attach bamboo sticks as shown, along edges of tail:

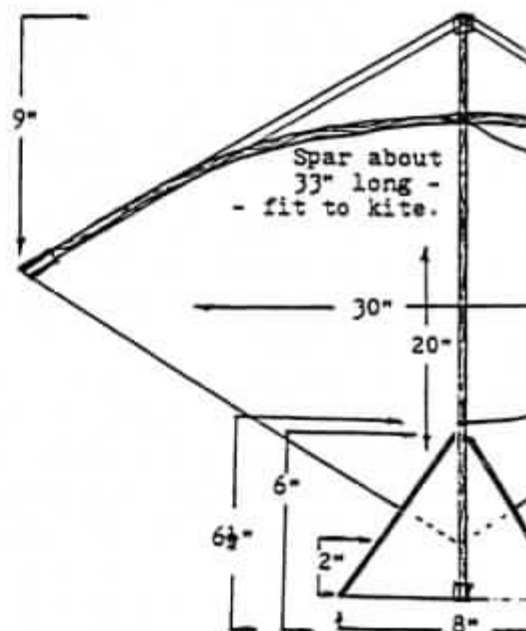
Leave 1/2" gap between ends of sticks center spar:

10.- Cut piece of string about 40" for bridle. Poke holes in skin from underside and tie ends of string as:

11.- Tie knot, forming small loop to which kiteline is attached. Front leg of bridle should be very nearly 3/4" shorter than the rear leg.

12.- The easy part is now done -- your kite is completed. Now comes the hard part.

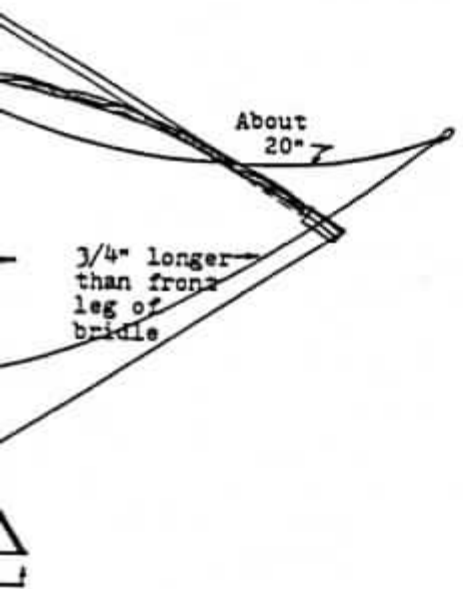
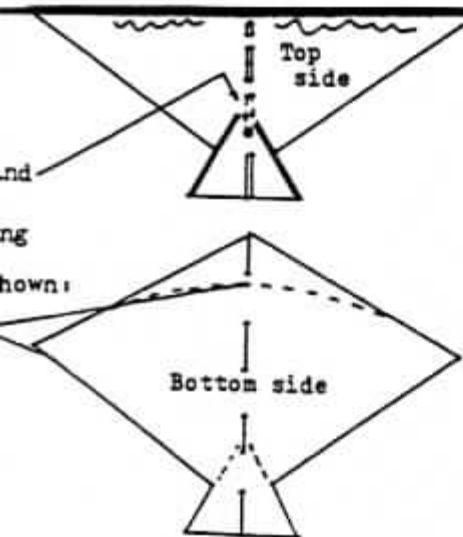
PATTERN:



WELCOME NEW MEMBERS

A Rain Company, Seattle WA
 Mike & Rhonda Allen, Bellingham WA
 Rodney Beamguard, Vancouver WA
 Bryan & Stephanie Bergsma, Tacoma WA
 Rudolph Berwald, Seattle WA
 Lois Card, Ft. Worth TX
 Stephen Carstens, Lacey WA
 Joanne & Jim Crewes, Oak Harbor WA
 Harry Cross, Seattle WA
 Bill Evans, Puyallup WA
 Daryl Graff, Friday Harbor WA

E. C. Gilley, Tacoma WA
 Francis A. Hall, Seattle WA
 Barbara Hayden, Ridgefield WA
 Steven Hoiland, Seattle WA
 Richard Koger, Bellevue WA
 Cindy McGarry, Kent WA
 Dustin Olson, Bellevue WA
 Bruce Richards, Snohomish WA
 Eric Robinson, Kent WA
 Scott Skinner, Monument CO
 Laurence & Mildred Starr, Shelton WA
 Rick Talbott, Banks OR
 Elaine Van Stelle, Port Townsend WA
 John Zilar, Kennewick WA



FLYING A FIGHTER KITE --

IN GENERAL:

-- the cardinal rule: PULL when it's headed the RIGHT way --
 LET OUT when it's headed the WRONG way.

A fighter kite is constructed to be unstable. This allows it to turn quickly when the kite is FLAT -- when there is little or no tension on the line:

- flat configuration -



- unstable -

When there is tension on the line -- when you pull -- the wing tips twist up, forming a V-shape, causing the kite to continue in whichever direction it heading at the moment:


- bowed configuration -



- stable flight -

SPECIFICALLY:

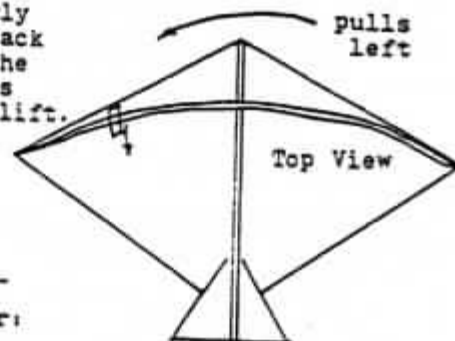
-- to launch, have someone hold the kite or place it on its tail against something, nose to the sky;
 -- stretch out about fifty feet of kiteline, upwind:



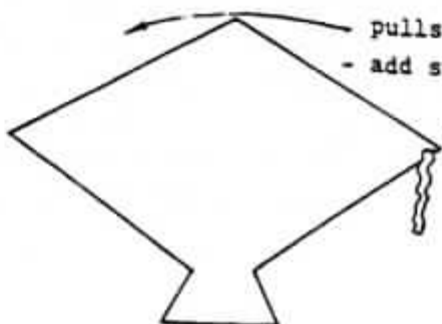
-- pull kite up strongly. Kite should climb straight up if it is well-balanced. After kite is up, dance it around with small, frequent twitches on the line.

-- if kite loops or pulls consistently in one direction, adjust by taping back the wing spar on the side to which the kite turns. This increases stiffness and length on that side, increasing lift.

If this isn't enough to make it fly straight, use the Brute Force method: Add a streamer to the wing tip you want to HOLD BACK:



- pulls left -
 - add streamer:



Remember, if you want the kite to change direction (even if it's three feet from Puget Sound or the nearest tree)- LET IT GO - suddenly and quickly - with lots of line.

This goes against all logic and all instinct -- it will take a bit of practice for your mind and habits to adjust. Practice - !

MUSEUM OF FLIGHT SHOW March 27-28

by Jack Van Gilder

Some 40 members of WKA got together over the weekend at this new, gorgeous building and helped visitors make 1200 Boka Boka kites. The building had enough space to display more than 200 kites with enough room left over for an indoor kite flying runway. The kids had a ball running their kites down the 50 yards.

We even had room to stretch one of J.C. Young's masterpiece Chinese dragon kites to its full 120 disc length. Larry Chinn set up shop at a table as a living legend master builder. Dan Nordgaard, WKA's hard working President, not only operated the scissor lift to hang kites from the 50' ceiling, but he also manned a table, demonstrating heat bonding. Both drew circles of attentive onlookers three deep. Larry "Ben Franklin" and Marleen Zilar came all the way from Kennewick, complete with costumes. Ken Conrad set up a booth displaying, explaining, and demonstrating many of the wares of the Great Winds Kite Shop. Kathy Goodwind and Ed Hodge provided the same for Suspended Elevations. There were a couple of TV's showing kite videos. We were amazed at how many Cub Scouts came directly to the kite show before looking around at the ceiling full of airplanes.

Great big Thank You's to all who helped make this show such a success, especially Tom Sisson who handled most of the organization of this event.

FROM THE EDITOR'S DESK

OOPS! We don't know who the person was on the far right in the photo on the cover of the February issue of the WKA NEWSLETTER but it definitely wasn't Stan Swanson. Apologies for the mis-ID from Van Gilder.



Giant expanses of windows made room for 200 kites

Marge Moore shows a young visitor to the Museum of Flight how to make a Boka Boka kite



Please note my new address in the Publication Box on page 2. Information sent to me at the new address will get to me faster than at the old P.O. Box.

My apologies for the delays in getting this issue out on time. We were delayed by late reports and columns that were never submitted, and by my move from Seattle to Bellevue. You all have my assurance that for subsequent issues I will not wait for articles or columns not submitted on time. **Deadline for the June issue is May 15.**

My thanks to Llyle Morgan, Jody Hagaman, and Jack Van Gilder, for their help with this issue, and to Margaret Holzbauer for her unpublished submission.

How do you like the new look to the newsletter? This issue was done on my IBM-PC using Xerox Ventura Publisher software. Now if I just had a laser printer...

CLASSIFIED ADS

ACCESSORIES AND SUPPLIES

OFFICIAL WKA PATCH — 3" square, green on gold. \$3.50 and SASE to Jody Hagaman, 6739-26th Ave NW, Seattle, WA 98117

OFFICIAL WKA PIN — green, white, and gold, 5/8" x 7/8". \$2.00 and SASE to Jody Hagaman, 6739 - 26th Ave NW, Seattle, WA 98117

BUILD SEVEN KITES and teach others how — official WKA Teaching Pack including plans for 2 sleds, 2 deltas, eddy, cobra, and delta conyne. \$2.00 to Jody Hagaman, 6739 - 26th Ave NW, Seattle, WA 98117

BUY — SELL — TRADE

PERSONALS

CLASSIFIED ADS — items related to kites, kite making, or kite flying, in any of the classifications above, only .10 per word (\$3 minimum) per issue.

DUAL CONTROL HOT LINE

— by **AL FORD**

No Article was submitted by Al Ford for this issue.

SHOW OFFS

— by **DOUG HAGAMAN**

No article was submitted by Doug Hagaman for this issue.

MORE HOT AIR

— **OUR READERS TALK BACK**

from **Charlie Solich**, President of the Chicagoland Sky Liners (to Maragaret Holzbauer, Past Secretary)

I was very disappointed to receive your letter with the two sub-micro-miniature WKA pins (7/8" x 5/8") instead of the 78" x 5/8" pin you advertised ... I am sure you will also be able to sell ... additional pins. In fact, since I ... have been a dues paying member of WKA since 1980, perhaps I could become the midwest sales representative.

If you do not reorder ... would it be possible for you to send me a list of people who were sold the 78" pins so I could contact them about buying one of theirs. Could you also send me the name and address of the company that supplied these pins. The Chicagoland Sky Liners are considering getting a club pin 200cm long (... about 3/4" longer than the WKA pin) ...

The WKA has ... a good reputation in the kiting community ... false and deceptive advertising to promote the sale of your club

pin could be embarrassing and expensive ... Do you remember reading about the Chicago Kite Anchor at the 1986 AKA Convention in Newport? The Sky Liners mean business!

from **Margaret Holzbauer** (to Charlie Solich)

Washington Kitefliers Association is sorry to inform you that we cannot provide you with the names of those who purchased our 78" pins ... as that information is confidential. Now would the name of the company which manufactured the pin be very helpful to you, as the firm has declared bankruptcy.

We will continue to offer the pins that you described as "sub-micro-miniature". Most of our members consider the oversized pins too flamboyant to be in good taste. We have forwarded a copy of your correspondence to our attorney, who advises that we not take the Sky Liners' threats too seriously, pointing out that there is good reason for Chicago's nickname [the Windy City].

from **Charlie Solich**, President of the Chicagoland Sky Liners to Jack Van Gilder

As a long time member of the WKA ... I decided to do something to help the WKA maintain its image as a premier kite club. I took it upon myself to make and enter a kite in the 4th Annual International Invitational Open Peanut Butter Cookie Kite Fly and Bake Off for the WKA ... I've enclosed ... a picture of the kite in flight ...

I enjoyed your report on the AKA convention ... You had a lot of good pictures ...


With all this letter writing and frivolity, Pat Daly tells me the next SKY LINES ... could go to 20 pages

... My best wishes to you and the rest of the WKA in 1988

from **Pat Daly**, Publisher of SKY LINES, the newsletter of the Chicagoland Sky Liners Kite Club to Jack Van Gilder

Just a belated note of Congratulations on your back to back East Coast "wins"!! First the ABC/PB award ... then the Outdoor Kite Inefficiency Honorable Mention — both unbeknownst and in absentia!! ...

At the Convention you said you thought it was a good idea for the clubs to try to



Felix Cartegena, newsletter editor for Maryland Kite Society, prepares to fly the kite submitted to the 4th AIOPBCKF&BO by CSL President Charlie Solich; the WKA entry in inverse flight


sponsor Horikiri and Spendlove for the Chicago Convention. Do you think it's possible for WKA to pledge ... thru special effort, not club treasury? ... If I could get some from Sky Circus, Wildwood, & Blackships, we would be in good shape. Ray Merry, Adrian Conn, & Kevin Shannon said they would donate special "kites" ... Maybe Kathy Goodwind or Doug Hagaman would be interested in your area? Put out some feelers & let me know. I'd like to be able to contact the lucky participants in late spring so they can make plans ...

SPEEDSAILING

We don't know why but lately there has been an unusual amount of interest in the use of kites as the driving force for a number of different vehicles. Jody Hagaman sent us a copy of *WINDY TALES*, the official newsletter of the Rainbow Kitefliers Society of Flint, MI, featuring an article by Art Tallman describing his experiences being towed on the plastic lid of a five gallon pickle pail by a 10' flexifoil. We have already been keeping track of the Roeslers and their attempts at water skiing towed by kites. Their best run (March 5, 1988) had Cory accelerating to 30 knots behind another 10' flexifoil.

Dave Culp of Pleasant Hill, CA speedsails a catamaran with no sail, powered by a four-stack of 16' parafoils. For the past seven years Dave has entered the speedsailing contest held annually in Portland Harbour in England. This is a no-holds-barred timed race over a 500 meter measured course. The only rules: The vessel must be person-carrying (no models allowed), powered by the wind, and capable of acceleration from rest. Although Dave has been up to 30 mph, he has only come in 2nd and 3rd place. What were the winners doing?

SALMAGUNDI, POTPOURRI, ETC.



One of the most exciting developments in kite train flying in some time — a different twist on Lyle Morgan's WKA display at Long Beach last year. Along with Hikaru Waki's Rotary Kite are Elji Ohashi's 4 reversible half-ring trains flying at JKA's fly at Edo Gawa last November [photo submitted by Masato Horikiri]; Dixon Schwenk really flying a stack of four 10' flexifoil stunt kites — six feet above Magnuson Park!

In The Wind

4th ANNUAL WELCOME SPRING KITE FESTIVAL — Copalis Beach, WA (at Griffith Friday State Park) — April 9 & 10, 1988

Special Event: Since 1988 is the Chinese Year of the Dragon, make any style, size, or shape of kite with a dragon on it to compete.

This event is sponsored by the Washington Coast Chamber of Commerce and Ocean Shores Kites. Call (206) 289-4103 for additional information.

VERY SPECIAL ARTS FESTIVAL — Puyallup Fairgrounds — May 4-6, 1988

WKA Past President Tom Sisson is asking for volunteers to sign up for this year's version of this annual WKA event. Transportation will be provided from Tom's at 8am all three days. This is your chance to help

the special children of Pierce, King, and Thurston Counties and receive a glow that will last a lifetime. Call Tom Sisson at 725-3615 if you have some free time any or all three days.

KITE CALENDAR

April 9-10 (Sat-Sun) Welcome Spring Kite Festival, Copalis Beach, WA

April 23 (Sat) Kids' Day kite fly, all day at Gasworks Park (N. end of Lake Union)

April 24 (Sun) Kite Fair, Pacific Science Center Building 5, All Day

May 4-5-6 (We-Th-Fr) Very Special Arts Festival, Puyallup Fairgrounds, 9am - 3pm

May 7-8-9 (Sat-Sun-Mon), Anacortes Tulip Festival, Thrifty Parking Lot, on the waterfront in Anacortes (contact Katie Jensen 376-4336 for details)

May 7 (Sat) 5th Annual Spring Fly, Lincoln City OR; Preston Wine Cellar Fly, Preston WA

May 8 (Sun - Mother's Day), 2nd Annual Mukilteo Kite Festival, Mukilteo Ferry Dock Park, noon (come early for good parking)

May 22 (Sun) Maritime Week celebration, Harbor Tours Pier 56. Help Kids fly kites from tour boats. (Contact Dan Nordgaard. 632-6151 for details)

May 28 (Sat) Ski to Sea Festival Kite Fly, Bellingham WA; 1st Annual Long Beach Spring Kite Fly, Long Beach WA (contact Jim or Kay Buesing 665-5744 for details)

June 11 (Sat - Flag Day), Red White & Blue Kite Fly, Agate Beach

YOUR AD HERE

This space will be available
for a display ad in the next issue

for rate information contact
Jack Van Gilder 938-0550

YOUR AD HERE

This space will be available
for a display ad in the next issue

for rate information contact
Jack Van Gilder 938-0550

YOUR AD HERE

This space will be available
for a display ad in the next issue

for rate information contact
Jack Van Gilder 938-0550

YOUR AD HERE

This space will be available
for a display ad in the next issue

for rate information contact
Jack Van Gilder 938-0550

Washington Kitefliers Association

an affiliate of the AMERICAN KITEFLIERS ASSOCIATION
PACIFIC SCIENCE CENTER, 200 Second Avenue North, Seattle, WA 98109