



# Newsletter

April/May 1994

WASHINGTON KITEFLIERS ASSOCIATION

## ***Viable Lifetime Leisure Sport Takes Off at Fort Worden!***

*By Richard Bewzak*

KITEMAKER'S HEAVEN CAN BE FOUND annually at Fort Worden on the Olympic Peninsula in early March. For the eleventh time, kitemakers, flyers and other flight fancy seekers gathered under unseasonably warm blue skies and star-filled nights to collectively participate in many varied kite-making workshops from incredible kite mentors. Also to listen to modern kite guru Pierre Fabré and to have *Chicago Fire* members Eric Wolff and Frank Fieseler share their incredible kite experiences and abilities with the participating kite enthusiasts.

This was my first time attending a Fort Worden Kite Conference. It was well-organized, very colorfully decorated with kites covering the inside walls of the buildings and classrooms, and banners (flanners) on the outside. Teachers were also very well organized, capably dispensing materials, thorough instructions, and informative handouts. They were very helpful in assisting participants at each individual's level of ability.

The wide variety of workshops left me scrambling to some and running around to get at least a kit from the workshops I could not attend because of scheduling conflicts. I wonder if restricting the timeline for workshops and repeating some might help alleviate any frustration in not being able to attend all workshop choices.

Accommodations and meals were well received by most, though a few individuals expressed a hope for more growth/thoughtfulness in meal item choices. Others noted a large improvement over other years.

A sombre tone was noted as the group commemorated the passing of Doug Hagaman. A touching memorial was voiced by his wife Jodi, and several of Doug's friends shared memories and thoughts about him. After these eulogies were expressed, I too was sadder for not having met Doug, who was the co-organizer of the original Fort Worden Conference. A plaque is to be placed in his honor on the Washington



PHOTO BY DAVID WELAND

Dedicated to helping people know how much fun it is to fly kites!

Coast later this year, and his spirit will continue to soar the skies in the shape of his unique parafoils.

Pierre Fabré with his kites, designs, and huge collection of slides left everyone mesmerized and in awe-incredible stuff.

Eric Wolff and Frank Fieseler of *Chicago Fire* blew stunt kite flyers away with team kite strategy, stunt pattern techniques and "buggie" theory.

CONTINUED ON PAGE 3

*Pierre Fabré, pictured here with his kite Number 9, was host to slide presentations in the Fort Worden theatre, and led a creatively potent design class that sparked ideas for many new, exciting projects.*

### IN THIS ISSUE

- President's Letter 2
- Calendar Roundup 4-5
- Kite Plans, Etc. 6-7
- Team Flying 8
- Fighter Kite Group 9

# President's letter

By Dave Christenson

WELL SPRING IS HERE AND IT seems some of you kite builders and or makers were busy this last winter. At Fort Worden this last month there were a few new creations and people were talking about some of their projects they were still working on. I'm glad to see that I'm not the only one that hadn't completed all their winter projects.

WOW! was that some Fort Worden Kitemakers Conference or what? I had a great time and I hear our raffle set another new record. And although I am not on the Fort Worden board, I would like to say a great big Thank You to all the people who donated items to the raffle and to all the people who did the organizational work to make Fort Worden a successful event again this year.

And another great big Thank You, to the WKA Board for the surprise plaque they presented me with at Fort Worden last month. The people who know me know that I am very seldom at a loss for words. But Friday night after I was done calling the raffle I was at a total loss for words. Again, thank you.

As you can tell I am no longer doing the newsletter. I would like to welcome Lisa Iversen to the WKA Board. As the new Editor I hope everybody wishes her well on her new duties. Would you believe after all the pleading we did for the last couple of issues for an editor that I got 2 volunteers for the job while at Fort Worden. To Ron in Vancouver, thanks for offering to volunteer as Newsletter Editor, and thanks to Mike Eason up in Everett for helping me set up the last newsletter for printing. I think this is enough prattle for now. Besides I have some sewing to do. I hope to see you all on the flying fields soon.

Best Winds,  
Dave

## From the editor...

Better late than never, right? I'm looking forward to meeting you, since I'm sort of new to the kite community. The painted skies of Long Beach hooked me for life! And I hope to put together a lot of great newsletters. So, I'll need a proofreader and lots of copy...

Many thanks to the previous editors and for all the help from the board members as I get underway, it's a surprisingly big job!

A free WKA pin for those who submit kite-related news articles for publication. See ya in the mailbox.

--Lisa



Dave Christenson - at a loss for words?  
That mile-wide smile says it all!

## WKA Newsletter

April/May 1994

The Washington Kitefliers Association Newsletter is published six times a year by the Washington Kitefliers Association.

### Primary Contact/Editor

Lisa Iversen  
(206) 828-3559

### Mailing List

Bob Alford  
(206) 888-2812

The Editor encourages you to send your editorial comments (Letters to the Editor), stories, photographs, and contributions pertaining to kiteflying, and kiteflying events for publication.

Submissions that illustrate how much fun it is to fly a kite will be given priority for publication. Mail submissions and photographs (name, address and telephone number of source) along with a stamped, self-addressed #10 envelope (or one of sufficient size and postage to accommodate the return of your-photographs/other materials) to:

Lisa Iversen  
725 - 9th Avenue S. #203,  
Kirkland, WA 98033.

The deadline for all submissions is the 15th of the month prior to the issue, but mail it anyway. All submissions will be considered for publication.

### Membership

To become a member of the WKA, send your name, address and telephone number, along with a check for \$15 per family (outside the U.S., please add \$5 U.S. additional for postage) to the Washington Kitefliers Association, Pacific Science Center, 200 Second Avenue North, Seattle, WA 98109. Membership includes an official WKA membership card entitling the bearer to discounts at certain kite shops and a one year subscription to the WKA newsletter.

about him. After these eulogies were expressed, I too was sadder for not having met Doug, who was the co-organizer of the original Fort Worden Conference. A plaque is to be placed in his honor on the Washington Coast later this year, and his spirit will continue to soar the skies in the shape of his unique parafoils.

Raffle drawings were well received as there were lots of prizes from lots of contributors. But why does Dave Colbert keep winning compound Codys? He has THREE now!!!



Mike Button reads the winning number as Suzanne Sadow holds up a Compound Cody built and donated by Harold Writer.

PHOTOS BY STEVE & JUDY MULLER/PAZIJM

The Tall Tales competition was won by Bill Lester, with Tom Sisson a just hug or two behind for a close second. I was glad to see so many "old" cronies from the Oregon Kitemakers Conference and to renew those friendships. However, I was chagrined not to be forewarned about the "Rookie" initiation orchestrated by Genny Forsberg and Kate Talbott.

*I was chagrined not to be forewarned about the "Rookie" initiation orchestrated by Genny Forsberg and Kate Talbott...*

I INNOCENTLY LOANED them my room key to return some kite kits to my room (I trusted them) and discovered I had to go through a scavenger type meet-the-folks treasure hunt and be subjected to creative suggestions from other schemers in hopes of recovering my missing key. Anyway, everyone had a good time at my expense and eventually my key was returned. I would just remind those who participated—I have your names—they are on the clues... the paper slips which I still have. Remember, what goes around comes around!

I really enjoyed my kitemaking experiences and met lots of new and incredible kite people and broadened my kitemaking knowledge.

Thanks to all who worked to organize the conference, and see ya next year or in the sky at Washington State International Kite Festival (W.S.I.K.F.) in August.

**RICHARD BEWZAK** has been a kitebuilder for eighteen years and is a British Columbia resident. He owns *First Steps In Flight Kites*, and frequently leads community-based children's kitemaking workshops in the Vancouver area. Richard became fascinated with kites at the tender age of 8, when he built his first kite from butcher paper, paste and twine. The experience of making something that flew successfully has kept him in step with the kite making community ever since. This is his first contribution to the WKA Newsletter.

## Thanks for being there!

By Dave Weigand

A HEARTY THANKS TO ALL WHO helped make the eleventh annual Fort Worden conference one of the best ever!

As I sat watching the slides that Pierre showed, I couldn't help but feel how blessed we are to live in a country that affords us so much opportunity and allows us the ability to rub shoulders with so many incredibly talented people.

Many people contributed much time and energy in making the conference one of the premier kiting events in the nation. Again, THANKS! to each of you, and for allowing me to be the conference chair.

Each year is a little different than the last one. Our teachers and keynote speakers once again went the extra mile. Some of us experimented with new and different things, like taking a sewing class for the first time ever! After six years I finally got out from the behind the video camera and took Darryl's *Lee Toy Delta* workshop.



*Surprised?*

If you'd like to be on the planning committee for the next Fort Worden Conference, just give me a call, we'd be glad to see you there!

Dave Weigand can be reached at (206) 948-4560.

# Reports

## Capital City Flyers

Contact Leroy Peoples, (206)456-4156

## Westport Windriders

Contact Chuck Reese, (206)875-6385  
P.O. Box 233 South Bend, WA 98586. The Westport Windriders host a fun fly and a meeting featuring potluck dinner on the fourth Saturday of each month.

## Ben Franklin Kite Society

Contact Greg or Margaret Greger (509)943-3951.

## Squalicum Kite Flyers

Contact Don or Shirley Allen (206)733-3777 505 West Bakerview, No. 114, Bellingham, WA 98226

## S.F. Cody Kite Society

Contact Rick Brown, (503) 689-8175  
1082 Bethesda Street, Eugene, OR 97402. Membership \$10 for one year, or \$17 for two years, includes quarterly newsletter.

## Associated Oregon Kitefliers

P.O. Box 25616, Portland, OR 97225. Membership \$7, includes bimonthly newsletter.

## British Columbia Kitefliers Association

Box 755, 810 West Broadway, Vancouver, BC, Canada V5Z-4C9. Membership \$8 (US-money orders only, please).

## Yakima Valley Kite Flyers

Contact Rod Yarger (509)453-4679  
209 North 24th Ave., Yakima, WA 98902

## kgb Kite Group of Boise

Contact David Bogie, kgb (208)336-2038, 1411 North 25th St., Boise, Idaho 83702

## SCI-FI Snohomish County Incredible Flying Individuals

Contact Mike Eason (206)334-0362 or Four Winds Kite Shop (206) 339-9334

## PCKA Pierce County Kitefliers Association

Contact David Lord (206) 848-0322, or Penny Anderson (206)895-3672. At the April 28th meeting at Mainframe in Tacoma. John Matteson will be speaking on "Wild Bugging," and Morrie and Kelci Williams will share their experiences with kite buggys. They attended the Corey Jensen "Buggy Boogie Thang" at Ivanpagh. If you are interested in Kite Bugging, this is a must attend meeting! Guests welcome. At our May 26th meeting, we will be treated to a talk by the "Quad Squad" on flying and competing with Revolution kites. Meeting the 4th Thursday of every month. Call for more information.

# Kite Calendar



*The WKA attempts to provide accurate and timely kite calendar information, however, all listings are subject to change. We recommend that you call the contact listed to verify details.*

In the past the newsletter has published only the events for the following eight to ten weeks. The newsletter will list the events for four to six months in advance. Now you can plan ahead to attend more kite workshops and events!

If you have kite-related events to be listed in the calendar, drop a line to the editor, or leave your message and a number where you can be reached by June 1, 1994.



**April 24** Sunday Fighter Fly Marymoor Park, Redmond, WA 12-4pm.

**April 27** Wednesday, WKA Board Meeting, 7 p.m. Softchec, 12125 Willows Rd., Kirkland. All WKA members are welcome to attend. Contact Dave Christenson (206) 471-9103.

**April 28** P.C.K.A. Club meeting 7 p.m. Main Frame, 3340 E 11 St. Tacoma. Topic: Wild Bugging!

**April 30** Preston Winery Kite Social. Contact Marleen Zilar (509) 627-6404

**April 29, 30, May 1** 1994 Festival of Colors. North Beach Access of Damon Rd., Ocean Shores, WA. Fun Fly. Sponsored by City of Ocean Shores and Cutting Edge Kites. Contact

Cutting Edge Kites, 676 Ocean Shores Blvd. N.W., Ocean Shores, WA 98569. (206) 289-0667.

**April 30, May 1** Preston Winery Kite Social. Preston Winery. Hwy 395 4 mi. N. of Pasco, WA. Contact Sky's the Limit Kites 4415 W. Clearwater, Kennewick, WA (509) 783-5769. Marlene Zilar (509) 627-6404. Sponsored by Preston Winery & Ben Franklin Kite Society.



**May 7** Sunday Fighter Fly Magnuson Park, Seattle, WA 12-4 p.m.

**May 7** WKA General Membership Meeting. 10 a.m. Contact Dave Christenson 471-9103. All members welcome to attend.

**May 26** P.C.K.A. Club Meeting. 7:00 p.m. at Mainframe Kite Shop, 3340 East 11th Street, Tacoma, WA 98421. Contact David Lord (206) 863-8435 or Penny Anderson (206) 895-3672. The judging on P.C.K.A. T-shirt design...prize to be announced.

**May 28** Light Up Your Kites Life. Saturday 1 p.m. Long Beach City Hall, Long Beach, WA. Sponsored by World Kite Museum. Fred Schuneman, electronics instructor at Pierce College promises unique results. \$15 for all materials to light your kite for night flying. For more info, contact the World Kite Museum at (206) 642-4020.

**May 28** Westport Windriders Fun Fly and Potluck. 7:00 p.m. Twin Harbors State Park, West-

port, Washington. Contact Pic-A-Patch Kites (206) 268-0877.

**May 28, 29** Memorial Day Kite Fly. Bolstad Beach Approach, Long Beach, Washington.

Sponsored by Long Beach Kites. Potluck Barbeque Saturday, Kay provides the salads. Prizes on Jim's whim. Contact Long Beach Kites, P.O. Box 117 104 Pacific Avenue N., Long Beach, WA. (206) 642-2202.

**May 28,29** 5th Annual Davis Bay Beach Fun Fly. Saturday and Sunday at Davis Bay Beach, Sechelt, B.C. Canada. Sponsored by the British Columbia Kite Association. Contact Lee Taylor at (604) 885-9309. Single line only because of the limited beach area.



**June 5** Sunday Fighter Fly Magnuson Park, Seattle, WA 12-4pm.

**June 11 & 12** 5th Annual Yakima Valley Kite Festival. All day at Fullbright Park, Union Gap, WA. Sponsored by Yakima Valley Kites. Contact Debbie Russell (509) 248-2668.

**June 19** Gasworks Park Kite Shop Demo Days. 11 a.m. to 4 p.m. at Magnuson park Soccer Fields. Sponsored by Gasworks Park Kiteshop, 3333 Wallingford N., Seattle (206) 633-4780. Four fields set for demos and hands-on flying. Each field has coordinator present with information on each kite on the field. Prizes.

**June 22** WKA Board Meeting. 7:00 p.m. at Softchec, 12125 Willows Rd., Suite 20, Kirkland, WA. All WKA members are welcome to attend. Contact Dave Christenson, (206) 471-9103.

**June 22** Westport Windriders Fun Fly and Potluck. Twin Harbors State Park 7:00 p.m. Contact Pic-A-Patch Kites (206) 268-0877.

**June 30, July 1, 2, 3 & 4** SHI'CH Festival of Wind 1994. Hundreds of kites all day each day! Twin Harbors, Beach Bongie Rd. Entrance. Westport, WA. Sponsored by Pic-A-Patch Kites and Westport Windriders. Contact Pic-A-Patch Kites, 2521 Westhaven Drive, Westport, WA 98595. (206) 268-0877 or (206) 268-1661.



**July 9** Sunday Fighter Fly Magnuson Park, Seattle, WA 12-4pm.

**July 9** WKA General Membership Meeting. 10 a.m. Location TBA. Contact Dave Christenson (206) 471-9103. Trivia? The WKA has been having general membership meetings since 1972!

**July 9, 10** Pacific Rim Kitefest. Potluck. All day Saturday and Sunday at Vanier Park, Vancouver, B.C. No competition, although prizes will be awarded. Sponsored by B.C.K.A. Contact Art Ross, 5846 Ontario Street, Vancouver, British Columbia, Canada. (604) 321-6409.

**July 16, 17** Canadian West Coast Stunt Kite Championships. Potluck. All day Saturday and Sunday. Vanier Park, Vancouver, B.C. (By the Planetarium.) Contact Art Ross, 5846 Ontario St., Vancouver, British Columbia, Canada. (604) 321-6409.

**July 23** Westport Windriders Fun Fly and Potluck. Twin Harbors State Park 7:00 p.m. Contact Pic-A-Patch Kites (206) 268-0877.

**July 23** Westport Windriders Fun Fly and Potluck. Twin Harbors State Park 7:00 p.m.

Contact Pic-A-Patch Kites (206) 268-0877.

**July 24** Sunday Fighter Fly Marymoor Park, Redmond, WA 12-4pm.




**August 7** Sunday Fighter Fly Marymoor Park, Redmond, WA 12-4pm.

**August 12, 13, 14** First Annual Ocean Shores Pacific Northwest Kite Festival. Friday, Saturday and Sunday. South Beach Ocean Shores. AKA Circuit Competition. Door Prizes and Entertainment at the Sponsorship Recognition Party at 7:00 p.m. at the Ocean Shores Convention Center. Contact Robert Scribner 1-800-972-9885 or Eric Halverson (206) 289-0667.

**August 15-21** Washington State International Kite Festival. 10 a.m. to 4 p.m. daily. Bolstad Approach Long Beach Washington. Sponsored by Long Beach Merchant Association and the City of Long Beach. For info write P.O. Box 387, Long Beach, WA 98631 or call 1-800-451-2542.

**August 24** WKA Board Meeting. 7:00 p.m. at Softchec, 12125 Willows Rd., Suite 20, Kirkland, WA. All WKA members are welcome to attend. Contact Dave Christenson, (206) 471-9103.

**August 27** Westport Windriders Fun Fly and Potluck. Twin Harbors State Park 7:00 p.m. Contact Pic-A-Patch Kites (206) 268-0877.

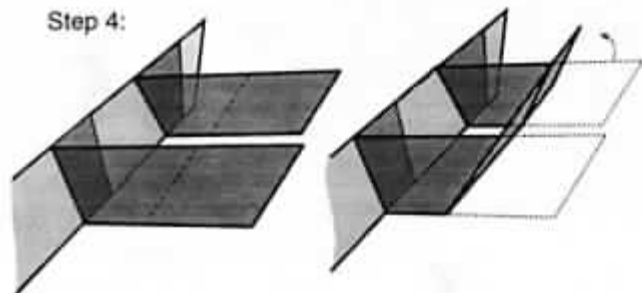
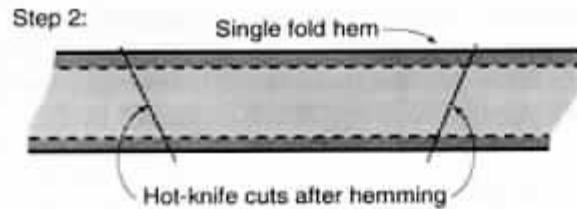
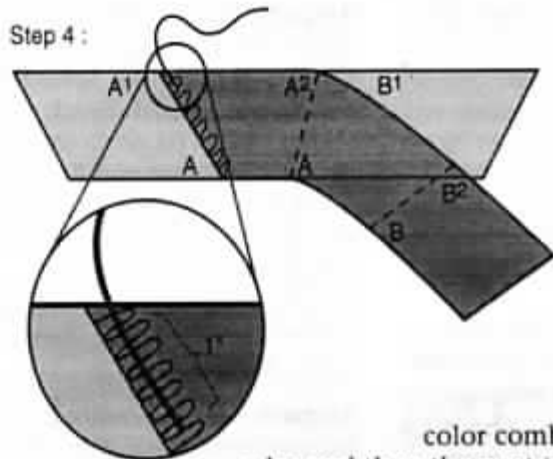
 **REMEMBER** Send Kite Calendar events or dates to the editor by June 1, 1994 to be included in the next newsletter.

# Snake Ring Kite Accessory

## *Der Ringelschlage*

### MATERIALS

3/4 oz. ripstop fabric  
 400 feet of 50 lb. finely braided dacron line  
 1 Ball-bearing Swivel  
 1 Split ring



### DIRECTIONS

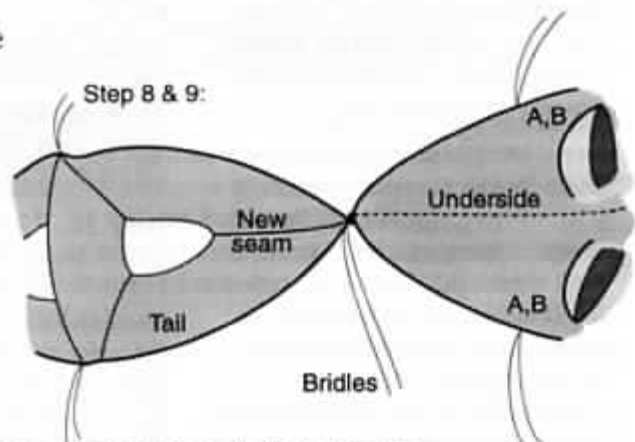
**1.** Hot knife cut forty-six body segments in whatever color combination you desire. I put two segments together of one color and then the next two in a contrasting color. Mark stitching lines: A1-A, B1-B. Then cut two Head Midsections and two Head Outer-sections out of the lighter color. The two eyes are then a dark color; I underlined them (cut solid circles to applique under the slitted dark eyes) with a fluorescent pink. This will cause the eyes to show up in a scary way. I added 3-dimensional eyelashes on the eyes for a scary, but feminine look!

**2.** Hem the long edges of the body sections. If you are smart, you will cut long strips for the body sections, hem the long edges and *then* cut the diagonal lines to divide the sections into the forty-six pieces. Use a sturdy dressmaking thread such as "Dual Duty Plus" by Coats.

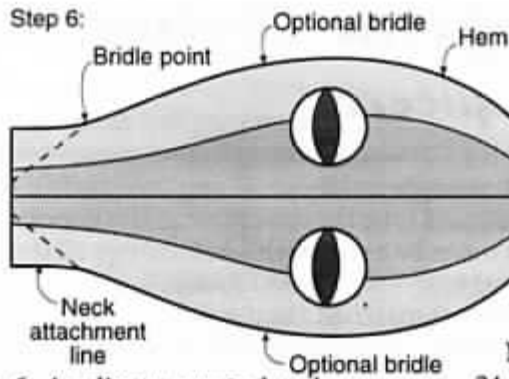
**3.** Cut forty-six pieces of dacron line, exactly 28" long. This allows for a 26" bridle with 1" on either end to sew into the seam of the body sections. Mark the 1" allowance on either end for accurate insertion at the time of sewing.

**4.** Connect the body sections, catching in the ends of the 26" bridle as indicated in the diagram. Use a "serpentine" stitch, set fairly close when stitching over the bridle points. Other snake makers have used a double row of stright stitch, centering the one line of stitching directly over the bridle, in order to catch the bridle securely. The body segments when sewn together correctly are shaped to funnel the wind, i.e. the larger diameter on all the sections face the same way.

**5.** Sew together the head sections: midline seam, then X to X on outer head piece to middle head piece. Hem the outside edge of the entire head.



THIS WIND FUN DESIGN CAME TO US VIA JUDY GELINAS FROM ED LINDSAY, WHO ENCOURAGED HER TO INTERPRET AND REED THE SNAKE RING FROM A GERMAN DESIGN. ILLUSTRATION BY DAVID HILTER



**6. Applique eyes to head.**  
Cut out the applique so that the eyes are visible from the underside of the head also.

**7. Attach the neck of the head to the body chain:** enclose the two free diagonal edges within the head and stitch along the neck attachment line indicated on the pattern.

**8. Attach the mouth to the tail:** fold the opposite end of the body chain's last section in half to mark the mid-point to "A" and "B" as marked on the fabric. Bring these lines together and stitch. Cut away excess fabric. This forms the pointed end of the tail. Cut one 14" length dacron line and attach (with 1" caught in stitching) as center front head is stitched to the mid-line of the tail. Use a 1" zigzag stitch from the outer edge of "lip" along the middle seam line.

**9. Cut one 28" bridle and attach at points "A" and "B" as marked on Head Outer-section pattern.** Option: Attach another bridle of equal length behind eyes to create an eye bulge when the ring has the wind tugging at it. See diagram for Step 6.

You now have completed the snake. The next step is to bridle it. Since the lines are long and there are LOTS of them, it's important to be accurate, systematic, and be neat. If you fail to be neat (bundle your bridles as you attach them), you'll have one gigantic knotted mess! Ask me about it...

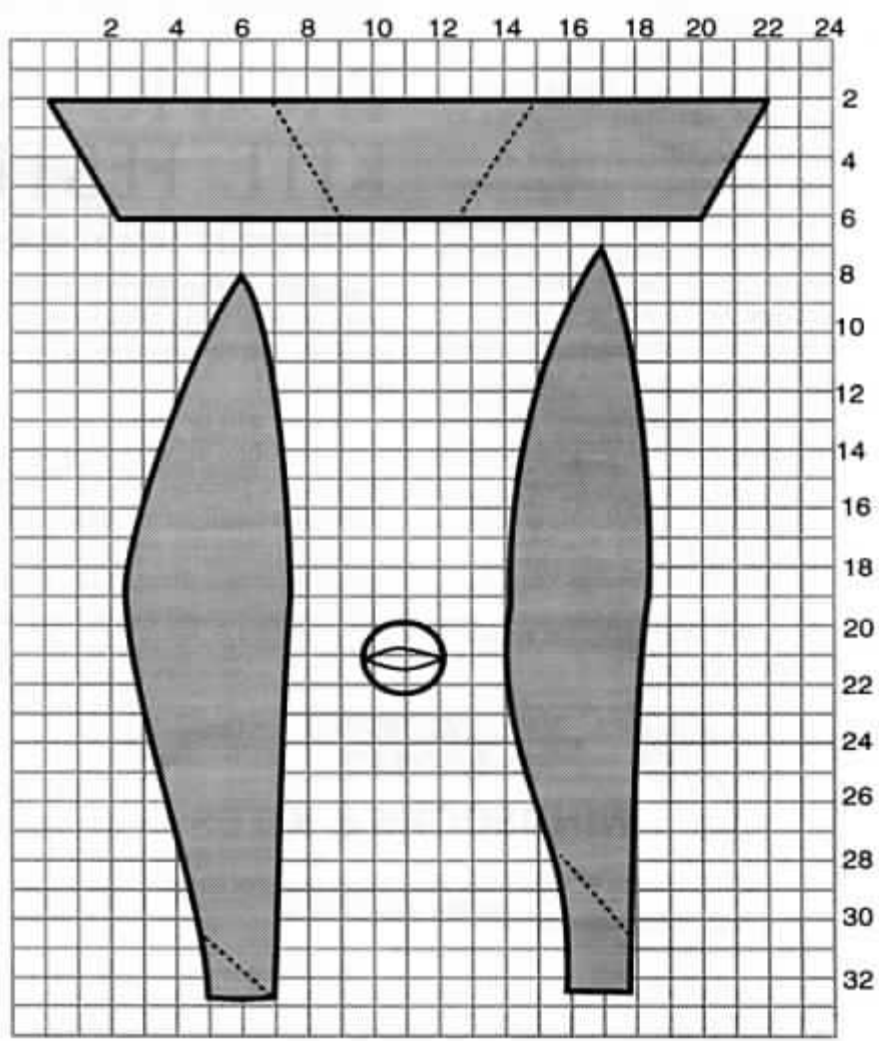
**10. Cut fourteen 24-foot pieces of the braided dacron.** Knot one end around the mid-point of two adjacent 26" bridles. Knot the other end onto the next two 26" bridles. Secure knots with a drop of glue.

Mark the center point of the 24 foot bridle after the knots have been made. Repeat with the remaining 24 foot long lines. At the head, bridle the last body section, the single loose "nose" bridle line and the snout bridle into one long line end. If it doesn't work out that way—improvise. Equal lengths and distribution of pull seems to be the most critical factor to keep in mind.

**11. Bring the center points of the 24-foot lines together;** attach to the split ring with a larks head. Attach the ball-bearing swivel to the split ring. Keep this kind of swivel free of sand.

**TO CHANGE THE ROTATION MODE FROM CIRCULAR TO UNDULATING:** Detach the snake-ring from your kite line, grasp the swivel and pull the entire bridle through to the opposite side of the snake-ring.

**IMPORTANT:** Choose a constant place to make the bridle transition; for instance, always pull your bridle through the eye/nose space in the bridling. If you don't, the bridle will become twisted.



## Share your plans in Kites, Etc.

SINCE THERE ARE a lot of great kitemakers and designers out there, how about submitting a favorite plan or two to be published in this newsletter? We'd like to publish a kite or line art plan in several upcoming issues. Of course, banners, kitebags, or kite tools would be great, too.

If you have a great idea, plans, or a pattern to share with the WKA readers call me! Lisa Iversen, (206) 828-3559 or send them to 725-9th Avenue South, #203, Kirkland, WA 98033.

My thanks to David Holter, for illustrating the Snake Ring on the previous pages and for helping me with the photos. (And thanks Carol Luke, BJ and Jasmine for inspiration and moral support!)

**DAVID HOLTER** "I've always been interested in flying vehicles and am pleasantly surprised by the kite population in the N.W. I look forward to exploring it as the season flourishes. I'm also interested in combining my interest in flying things and technical illustrations. So, if you're thinking of selling your kite ideas, but your plans need some clean-up or a defined look, contact me and I'll give you a free estimate. Happy flying!"

David Holter/Holter Graphics  
215 Knechtel Way #G309  
Bainbridge Island 98110

## Team Peregrine Flying: Secrets of a Squeeze

WHAT IS A SQUEEZE? Well it is a 5'2" woman flying between two 6' plus men. It is also something that happens when the two men do not do what they are supposed to do and take me out either in the sky or on the ground. Needless to say it can be a challenge. A challenge all three of us are completely addicted to.

Team Pergrine is a small well-matched team making great efforts to achieve a common goal. That is to challenge ourselves physically and mentally in our sport, but to maintain that "First love." When it is not fun anymore it is time to reevaluate the situation and get back to what is important. That is what we did in '93. Instead of dissolving, Team Pergrine took a leave from competition. We now fly where we want, when we want, and most important: HOW we want. The laughter and the joy has returned. We remain a team. We found the *secret*. The pedestal is not where we care to be, for people sitting upon pedestals eventually fall off them. We just want to fly.

Well, maybe that is not *entirely* the truth, we also just want to buggy. Picture this, if you have not already accomplished it...team buggies doing threads in and on the ground. Seen it, done it. Boy is it fun! It brings a whole new meaning to the word squeeze!

---

FIRST ANNUAL OCEAN SHORES

## PACIFIC NORTHWEST KITE FESTIVAL

AUGUST 12-14, 1994 AT OCEAN SHORES, WASHINGTON

THIS IS AN AMERICAN KITEFLYERS ASSOCIATION sanctioned competition and festival. Top-ranked teams and individual flyers from around the country will be competing for trophies and for national championship points.

There will be single line and dual line events, demonstrations and general public access flying areas. Spectacular displays of kites and sky-art will be present for all to enjoy. A professional sound system and announcer will be on hand to help keep everyone informed.

Competitions are to be held on both days, Saturday night is sponsor's night and Awards ceremony for completed events.

With over six miles of fantastic beaches and excellent winds, this promises to be one of the premier competitions and festivals of the year! Come Friday for a day of fun flying and stay through the evening to watch the lighted kite night fly.

For more information, write to:

**CUTTING EDGE KITES**  
25628 102nd Place Southeast  
Kent, Washington 98031 or call  
**1-800-972-9885**



THE SKY'S THE  
LIMIT



### WINDSOCKS & KITES

4415 W. Clearwater Ave., Kennewick, WA 99336  
PHONE (509) 783-5769

PAUL & DAROLD MINIALLY

# New Fighter Kite Special Interest Group in WKA!

By Ed Alden

AT THE FORT WORDEN Kitemaker's Conference a few of us decided to start a Fighter Kite Special Interest Group within the WKA (Fighter-SIG-WKA).

It's purposes are first to get Fighter Kite enthusiasts into contact with one another, and secondly to schedule Fighter Flies where we can practice, play and learn from each other, and finally to provide a cadre of enthusiasts who can assist at other Festi-

vals and Flies with various Fighter demonstrations, contests, and games.

A foundational principle of Fighter-SIG-WKA will be INFORMALITY, both on the flying field and off. I'm volunteering for the job of Secretary. I'm not sure there'll be any other jobs, unless there are other volunteers.

Fighter-SIG-WKA events will appear in the WKA newsletter (if you can get the schedule to me

in time, so I can get it to our esteemed Newsletter editor before the print deadline).

So, Fighter-Folk, let me know who you are, and let's go flying!

My address is:

**Ed Alden**  
18929 89th N.E.  
Bothell, WA 98011.

***Fighter-SIG-WKA Fighter Fly Schedule*** All events are informal, a place and a time, no one (except Ed) is under any obligation to show up, and Ed won't be there if it rains.

4/10 Sunday	Fighter Fly	Magnuson Park, Seattle, WA	12-4pm.
4/24 Sunday	Fighter Fly	Marymoor Park, Redmond, WA	12-4pm.
5/7 Saturday	Fighter Fly	Magnuson Park, Seattle, WA	12-4pm.
5/22 Sunday	Fighter Fly	Marymoor Park, Redmond, WA	12-4pm.
6/5 Sunday	Fighter Fly	Magnuson Park, Seattle, WA	12-4pm.
6/18 Saturday	Fighter Fly	Marymoor Park, Redmond, WA	12-4pm.
7/10 Sunday	Fighter Fly	Magnuson Park, Seattle, WA	12-4pm.
7/24 Sunday	Fighter Fly	Marymoor Park, Redmond, WA	12-4pm.
8/7 Sunday	Fighter Fly	Magnuson Park, Seattle, WA	12-4pm.



PHOTO BY ANDY LUEHLER

# SHI'CH Festival of Wind '94

TWIN HARBOR BEACH Bongie Road Entrance Westport, Washington

June 30th, July 1st, 2nd, 3rd, & 4th of July

Pic-A-PatchShops and Westport Windriders Kite Club are busy putting together five days of competition, demonstrations and parties for the 9th Annual Kite Festival. Please join us in a variety of programs presented. Awards, Drawings, Prizes, and Auctions

## THURSDAY, JUNE 30

HANDCRAFTED displayed and judged. Coordinated by Ron Gibeon and Don Mock.

## FRIDAY JULY 1

Stunt Kite Competition and a grand picnic on the beach with an evening fly.  
300 free tickets for picnic dinner available, ask early.

## SATURDAY JULY 2

DOUG HAGAMAN PARAFOIL MEMORIAL FLY Contact Darryl Stephison for info (206) 657-5797  
ROKKAKU CHALLENGE Coordinated by Bob & Maura Alford and Kelci & Morri Williams  
CHILDRENS PROGRAM Ages 2-6 PENNANT MAKING Co-organizers Jeannie Mock & Judy Millspaugh  
Ages 7-15: JR. STUNT KITE SCHOOL Coordinated by Richard & Angela Mathese  
TEDDY BEAR SKY DROP Coordinators: Bill, Buck, Mark & Paula Woods  
AWARDS POTLUCK DINNER Chuck Reese, Creda Axton & Tom Holland  
PIN CHALLENGE Marleen Zilar and Creda Axton

## SUNDAY JULY 3

Fighter Kite Go Round Mystery Ballet and Cody Show Vote for Best Performance of Festival Dedication of Memorial Plaque for Doug Hagaman

## MONDAY JULY 4

Open Fly, featuring lots of Red White and Blue, plus everything that can be air-borne.  
Please join us on the docks in Westport for Fireworks at dark.

*We've called on the Quinault Indian's wind god Shi'ch.*

LINES HOTDOG WIDE LINE WINGS  
**STUNNERS**  
 WINDSOCKS SINGLE LINE KITES  
**CUTTING EDGE KITES**  
 1-800-972-9885  
 25628 102nd Place S.E.  
 Kent, Washington 98031  
 RETAIL STORE  
 9:00am - 8:00pm - Mon. - Sat.  
 11:00am - 5:00pm - Sun.  
 SPECIALIZING IN FAST FRIENDLY SERVICE  
 JACO PARTS  
 KITE REPAIRS  
 FABRIC  
 SKY ART  
 TEAM DEMOS  
 TEAM DEMOS  
 TEAM DEMOS  
 TEAM DEMOS  
 MAIL ORDER 1-800-972-9885  
 FREE CATALOG  
 by the Internationally Acclaimed  
 CUTTING EDGE KITE TEAM

ZEPHYR...  
 FLASH...  
 WIND DEMON...  
 gas works kite shop  
**Goodwinds Kites**  
 3333 Walingford N  
 Seattle, WA 98103 USA  
 (206) 632-6151  
 FAX (206) 633-0301

# KITE FESTIVAL

## The 1994 Festival of Colors

Cutting Edge Kites

proudly presents an aerial extravaganza to amaze and astound you. Large and small, come one and all. Fly your own kite and be part of the 1994 Festival of Colors Kite Fly.

North Beach Access off Damon Road  
Friday - Saturday - Sunday

### April 29, 30, and May 1st

#### WKA Officers

##### President

Dave Christenson  
(206) 471-9103

##### Vice President

Stu Murphy  
(206) 271-7941

##### Secretary

Dave Weigand  
(206) 948-4560

##### Treasurer

Carol Lord  
(206) 863-8435

##### Board Members

##### Newsletter

Lisa Iversen  
(206) 828-3559

##### Membership

Bob Alford  
(206) 888-2812

##### Products

Susie Christenson  
(206) 471-9103

##### Education

Tom Sisson  
(206) 725-3615

##### Merchant Liaison

Ken Conrad  
(206) 624-6886

##### Past President

Steve Millspaugh  
(206) 885-0203

### CLASSIFIED ADS

#### WKA Pins

1993 WKA Pins, featuring WKA logo, \$5 each; \$40 for 10; or \$75 for 25. Make checks payable to the WKA. Contact Susie Christenson, 3594 East E Street, Tacoma, WA 98404; (206)471-9103.

#### WKA Banner Kits

Kits (by Carla Fox) containing pre-cut material and instructions to sew a 12' WKA banner, \$42 each. Make checks payable to the WKA. Contact Susie Christenson, 3594 East E Street, Tacoma, WA 98404; (206)471-9103.

#### WKA Window Stickers

Three-color, 4"x4" removable window stickers featuring the WKA logo (see front of newsletter), \$3 each. Make checks payable to the WKA. Contact Susie Christenson, 3594 East E Street, Tacoma, WA 98404; (206) 471-9103.

#### Classified Ads

Any items relating to kites of kitefliers, 10 cents a word (\$3 minimum) per issue. Lost, Found, Free or Stolen items listed free of charge, if under 30 words. Make checks payable to the WKA and send to Dave Christenson Editor, 3594 East E Street, Tacoma, WA 98404.

5<sup>TH</sup> ANNUAL  
YAKIMA VALLEY

## KITE & FLIGHT FESTIVAL

JUNE 11 & 12, 1994  
Fullbright Park, Union Gap, WA

#### KITE ACTION FEATURING

- ⊗ Single Line Action
- ⊗ Rokkaku Challenge
- ⊗ Most Innovative Cash Prize
- ⊗ Individual & Team Demonstrations
- ⊗ Kite Clowns & Children's Activities
- ⊗ Flyer's BBQ Saturday Night
- ⊗ Canine Frisbee Competition
- ⊗ Northwest Freestyle Frisbee Championships Open & Mixed Pairs; Open Co-ops
- ⊗ Radio-Controlled Model Airplane Demonstrations

#### MOTELS CLOSE TO PARK

Days Inn: 1-800-325-2525  
Huntley Inn: 1-800-448-5544  
Super 8 Motel 1-509-248-8880  
La Casa Motel: 1-509-457-6147

#### FOR INFORMATION CALL

DEBBIE RUSSELL  
1-509-248-2668

## Great Winds Kite Shop

Est. 1972

An outstanding collection of kites, kite building supplies, books, accessories, and other flying things . . .

402 Occidental Ave. S. Seattle, Wa. 98104 624-6886

SEATTLE, WA 98101  
1501 WESTERN AVE.  
206-622-5349  
CONNIE MACKENZIE  
WE SHIP ANYWHERE - PHONE ORDERS ACCEPTED  
ON THE PIKE HILL CLIMB / BETWEEN THE PUBLIC MARKET & AQUARIUM



**Yes!**

By becoming a member of the WKA you receive the WKA Newsletter every other month for a year, a membership card which entitles you to discounts at some area kite stores, and a wealth of information about special events and goings-on in the northwest kite community.

Join WKA and share in the fun! Find out more about the fastest growing popular pastime in the United States today. WKA meetings offer individuals and families the opportunity to participate in the administrative support and planning of local kite events and workshops. Fill in the application and return it with a check or money order for \$15 to:

**Washington Kitefliers Association**  
**Pacific Science Center**  
**200 Second Avenue North**  
**Seattle, WA 98109**


NAME \_\_\_\_\_

ADDRESS \_\_\_\_\_

CITY/STATE/ZIP \_\_\_\_\_

TELEPHONE \_\_\_\_\_

LIST NAMES/AGE OF ADDITIONAL FAMILY MEMBER(S) \_\_\_\_\_



**Washington Kitefliers Association**

an affiliate of the American Kitefliers Association

Pacific Science Center  
200 Second Avenue North  
Seattle, WA 98109

**FIRST CLASS**