



Newsletter

April—July 2014

WASHINGTON KITEFLIERS ASSOCIATION

WKA — a nonprofit organization dedicated to helping people know how much fun it is to fly kites!
For the latest news check our website: wka-kiteflyers.org

Report on Festival of Colors at Ocean Shores 2014

Ocean Shores Kites sponsored the Festival of Colors which was held on June 7-8 this year. Saturday events included free Kids Kite Making event. **Ken** and **Suzanne** of **Greatwinds Kites**, along with other volunteers, helped kids transform around one hundred "Fly Me Bags" into kites.

Even though the pins didn't make it in time, for the second year in a row, there were still four Mass Ascensions. Other events included the **Linda Manius** Memorial Fly, the wear a present or past Ocean Shores Festival shirt while flying a kite, and even a lighted kite night fly. A big thank you for those who still joined in the fun even without the pins.

There were big kite displays from not only return flyers but new attendees as well, thank you all for your hard work. Northwest Sport Kite League held competitions both Saturday and Sunday along with some great kiting demonstrations.

The dinner/auction/raffle was held Saturday night with donations from numerous vendors, kite clubs, and fellow flyers. Everyone was able to relax from the busy day of

flying as they enjoyed dinner and the live auction and bag raffle. The **Northwest Sport Kite League (NWSKL)** presented awards as they announced the winners from the days flying. Congrats to all of you.

On Sunday the final Mass Ascension was held with participants flying their Handcrafted Kites, along with more competitions and demos from the NWSKL. The weather was warm, the winds were cooperative, making this year another successful event. **Ocean Shores Kites** wants to thank **everyone** who was able to participate and for the continued support from our kiting family.

The next Ocean Shores Kites sponsored event will be the **"Run from the Rain"** held November 1-2 at the Ocean Shores Elementary School Gymnasium. Don't forget to mark your calendars for next year's "Festival of Colors" June 6-7 2015!

If you're interested in helping to coordinate future Ocean Shores Kites events contact Brenda at ocean.shores.kites@gmail.com



KAP by Ric Merry

Making Kites with Kids

By **Tommye Ann Babst**

Here are a few photos of the kite making at the **Covington Library** Saturday, June 17th. **James** and I filled in for **Rick White** who was in Mexico doing kites for kids at an orphanage. Rick has a full summer of kite making at some of the King County Libraries. If anyone would like to help just email him and let him know.

Jenna and the other library personnel were so excited to have us there. This was the first time for making kites at Covington. Kids started coming in while we set up. We started at 2:00 pm and finished at 4:30. We had 45 kids and they all decorated their kites. I wish we had been able to get pictures of all the kids and their kites. Quite a few budding young artists!!

We had a great time. Jenna, the librarian we worked with, was so helpful in having everything set up as we needed. She was a great help during our "rush hour" and she made a kite that said **READ** and titles of all kinds of books. Really cool.

As you can see from my pictures, the kids had a great



time. Some of the kids were flying their kites behind the library, such fun. A couple of little ones were trying to fly inside.

Kite making at the library is a good fit for

everyone. We look forward to next time!!



Photos by
Tommye Ann Babst


Volunteers and Kids Kites

Most of us are familiar with the kids kites, but not very many are familiar with what all goes on to get these events on the calendar or preparing for the event. Everyone who does a kids kiting event has to get materials donated or buy



all of the products which go into the kites. The products are: plastic for the sails, dowels for spars, string for bridles and line, ribbon for the tails and

finally tape or stickers to hold it all together. We try to buy everything at bulk so the prices stay as low as possible. After everything is ready, we have to put the kits together. *This is where the volunteers are so very important.* About a



month ago we had a kids kite kit party and I am very excited to say there were 16 of us who worked for about 6 hours to produce about 1500 kites. Since then, we've already gone through about half of them. We sold some of them to get some money to buy more, and the rest will go to the events.

Here this story changes from the usual, to the very unusual. This year the **King County Library System** called me and requested to have kids kite making events in as many libraries as possible. To make a long process very short, we ended up with 16 libraries, an alternative school, a YMCA and a farmer's market. Add to this 5 or 6 already scheduled events like Kingston Kite Festival, McLendon's Hardware fair, JBLM, Chief Joseph Dam, and probably a couple or more I have forgotten. As you can see there are quite a few kite makers who are pretty busy this summer. The big issue at hand is getting people who would like to do this kind of thing, like go to a school and help kids make their own kites. We provide the materials. All you have to do is volunteer to help us. As you can already guess, I over-extended everyone by accepting the KCLS 16 event program. Unless we get a few more volunteers, we can't do this many next year. I know there are several of you who would enjoy doing this. We love it, and I know you would too! So please call me or anyone on the WKA board and help us make kids very happy.

There are many people who are helping with these events. They are; **Glenda Kleppin, Jerry Graham, James and Tommye Babst, Launny Herriges, Butch(Prez)Harviston, Bonnie and Dan Ecker, Marianne Austin and Rick and Terry White.**

Along with these there were a total of 16 helpers at the kite kit making party. **A REALLY BIG THANK YOU** to all of you!

Rick White
Products coordinator

James Babst Shares With Us His Experience at the 2014 Fort Worden in the Class Taught by Robert Brasington

I asked Robert several years ago if he would ever teach this kite -**The Listeners**- in a class. I was thrilled when I saw it on the schedule. There was a lot of work, and as you can see, every one was working hard. Many beautiful kites. I had a great time making this kite. Just have to make the tails and I hope the weather will cooperate so we can fly it later this week.

These pictures are ones I took with my new smart phone which **Tommye** really wanted me to have before going to the Fort. I only had a couple of days to play with it, so these pictures are my first with the phone.



Donna Wendt



Wayne Beumer



Patrick Mann
In the background are **Jerry Graham, Robert Brasington and Donna Wendt**

On the left, **Marjorie Taylor** is at her sewing machine while **Allen Taylor** is conferring with **Ron Ortega and Georgan Curran**.



Robert and me with my kite. He is very neat fellow and enjoyable to be around and work with.

James Babst

Tulip Festival Coming Again in 2015

Mark Williams (a WKA member) found me at Ocean Shores and told me the owners of **Tulip Town** want to continue the kite flies all days during the Tulip Festival again next year.

Free admission for WKA members!

So add this event to your calendar for next year and come fly kites and enjoy the beautiful blooming tulips. (Ed. Note: *Sylvia took this photo in 2010. I know we had it in the newsletter then, but I needed to be reminded of how beautiful a sight it is and hopefully you will not mind seeing it again.*)

Sylvia Bernauer



A very good thought for all of us—
“Nothing is really work unless you would rather be doing something else.”
by **James Matthew**

Kite Making with Kids in Colima, Mexico and Other Adventures—

You can't go too far to make a kid happy. So that's what we did. **Launny Herriges** and I had the opportunity to go with a missionary friend of ours to an orphanage in Colima, Mexico. Colima is about 2 1/2 hours south of Guadalajara and Puerto Vallarta, in central-southern Mexico. We were about 30 minutes from the beach. Colima is not a tourist city. It was very much a full on cultural experience. We were there a week, in the 97 degree, 85% humidity, and through it all, we had a blast. Fan blast that is. No AC except the car we borrowed. That was a blessing for sure!

We helped them with building a home for one of the staff who works there. The government gives orphanages large discounts on land and materials. All of the buildings there are all brick. All of them. I also found out they do not have electrical inspectors there. I don't think they inspect anything. And despite that, the houses are quite nice with 12 foot ceilings. Most of the middle and lower class houses were all joined together wall to wall. If you build a house, you just put your wall right up next to your neighbor's wall, and mortar them together. At least the walls are double thick, about 8 to 10 inches. Very sound resistant. The problem here is during an earth quake. There is nowhere for the buildings to go. They push on each other until the houses on all the corners just get ripped apart. It was eerie seeing all the corner houses in rubble, and no one rebuilding them. Seems to me, there's a good lesson here for the city architect's.

It wasn't all work, we also had a few hours to go and look around the city of Colima. The thing that stood out was it was so clean. Everywhere! The main streets are paved, but most of the side streets are rock pavers. About 3" - 4" stones laid together like a cobblestone street. They are very bumpy. I also had another very pleasant surprise. I was worried about getting an intestinal virus from the water that everyone has talked about all of my life. However, while we were there, every place we went used filtered water, filtered water ice cubes. It's all good. I never got sick. No one with us did either. Shocker!



We saw Walmart, Burger King and 76 Gas. It was all too teary eyed. We ate out almost every meal, except breakfast. There were a lot of very nice restaurants, with very nice traditional food. Most of them are outside under nice breezy patio covers. My last surprise I will share with you are the lizards. They are 5 foot long and 40 pounds. The orphanage had 3 of them wild in the grounds. No children were eaten. They all loved their wild pets, and the iguanas pretty much stayed away from everybody by climbing the trees.

On Saturday we had the pleasure of going to all 3 of the age groups at the orphanage and showing them how to make kids' kites. We brought 120 kite kits, and used most of them. What we didn't use, we gave to the staff there to use later, and to make repairs. I have to say, it was the most satisfying kite making experience yet for me. The kids were so happy to get out into the dirt field and fly their kites. I just wish someone

would have told me about the fire ants! They really hurt. This one picture shows kite eating trees are not exclusive to the US. I know this will make **Dick Curran** so very jealous. Sorry Dick, but not to worry, you still have the blackberry vines at Magnuson park.



You may ask how did the kite making skills and process compare to the those in the US? Well, I have to say, the kids in Colima were faster, and understood the mechanics better on average than any of the sessions I have had here in the US. And the helpers learned a little faster as well. The walls all come down when it comes to kites! I will jump at the chance to do this again at the first opportunity I get. It was a fabulous experience. And I know Launny feels the same way.

Rick White

All photos by **Rick White**



Kite Clubs

Associated Oregon Kiters (AOK)

Contact: Deb Cooley
 Email: tucoolkites@earthlink.net
 PO Box 25616, Portland OR 97298
 Membership includes 4 issues per year newsletter

Ben Franklin Kite Society (BFKS)

Contact Larry Zilar
 509-627-6751 or email: zilarlm@charter.net

Lavender Winds Kite Club

Brian Bradley
 email: KiteBear@aol.com
 Meet 2nd Sunday, noon in Long Beach, WA

Lilac City Wind Chasers (LCWC)

Contact Bill Cox
 509-327-7974 or email: cxbil@aol.com
 Starting in June meet first Sunday of the month in Sky Prairie Park, W. Strong Rd, just east of N Five Mile Rd, Spokane, WA

Northwest Sport Kite League (NWSKL)

Contact Bud Hayes
 email: bud@thehayesplace.com Calendar at www.nwskl.org

Peninsula Breeze Blenders

Contact Bill Rogers or Lisa Ryan
 email: lisaryan@mail.com or billrogers@earthlink.net
 Meets 2nd Wednesday every month, Fire Station, Loxie Egan Blvd.

Pierce County Kiteflyers Assn (PCKA)

President: Bob Wendt
 Puyallup, WA 98374, 253-848-6325 (home)
staff@pcka.info Calendar at www.pcka.info

Squalicum Kite Flyers (SKF)

Contact Mike Button

360-733-7380 email: kite102@aol.com
 Fun fly every Wednesday & Sunday afternoons during daylight savings time until sunset
 Zuanich Point Park, Squalicum Harbor. Bellingham WA

Washington Kiteflyers Assn. (WKA)

Contact: Butch Harviston
 email: harviston.west@comcast.net
 Address on back page of newsletter
 Membership includes 4 issues per year newsletter

Westport Windriders (WW)

Contact: Bary Crites
 360 491-8605 email: bigbearkites@comcast.net
 Meets 4th Saturday every month at Grayland Beach, followed by potluck at Willapa Grange Hall

Whidbey Island Kite Flyers (WIKF)

Contact Lisa Root
 360-678-7052 LRoot0208@aol.com
 Meets 3rd Saturday April - Oct at Fort Casey
www.whidbeykiteclub.org

American Kiteflyers Association (AKA)

Contact Scott Davis - Regional Director
 email: region10@aka.kite.org Regional: www.aka.kite.org/region10 or www.aka.kite.org

British Columbia Kiteflyers Assn (BCKA)

PO Box 755
 101-1001 W. Broadway
 Vancouver, BC Canada V6H 4E4
 Membership: \$20 (CDN)
 Includes quarterly newsletter
www.bcka.bc.ca

→ WKA Elections for 2015-2016 ←

Washington Kiteflyers Association has two positions open this year for nomination and election: President and Treasurer. These are 2-year terms. The President acts as the executive of the Association, calls together an annual board meeting in late winter to discuss activities and the finances for the year, and calls together the annual general membership meeting held in Long Beach in August. The Treasurer is responsible for all Association funds (receiving, depositing, distributing) and reports the financial status of the Association.

If you would like to nominate yourself or have someone to nominate, either email, phone, or snail-mail the form below to our secretary, Bonnie Ecker. Voting will be held Wednesday evening, August 20, 2014, at the general membership meeting in the Long Beach Grange Hall during the banquet. If you cannot attend the meeting, you may use this form to cast your vote, or simply send an email to Bonnie.

**Nominations Must Be Received No Later Than
 August 14**

President: Butch Harviston _____
 Write-in nomination _____
 Treasurer: Dan Ecker _____
 Write-in nomination _____

Other open positions. The following are chair positions of committees:

-**Donations Coordinator** - Former Merchant Liaison. Sends out request letters to organizations and stores asking if they would like to donate items to the August general membership meeting for raffling and/or auctioning, and towards the PCKA-WKA Christmas dinner; walks the promenade during WSIKF seeking food and item donations; sends out thank yous; and may visit kite shops to network as an opportunity.

-**Security** - Assures that WKA events are held in a safe manner, and in accordance with AKA rules when the event is AKA sanctioned.

-**Youth Coordinator** - Age 16 or older. Makes contact with kids/teens to interest them in kite flying; may organize a youth event as an opportunity.

Show your support and vote or volunteer. See you at the general membership meeting in August.

Bonnie Ecker
 c/o Washington Kiteflyers Association
 Pacific Science Center
 200 2nd Ave N
 Seattle WA 98109-4846
whrlwind@comcast.net

(no i in whrl, computers will try to respell)



Notes From The Prez



Seems like all I have been doing is making kites for kids. Which is a good thing by the way.

First I started with some 6th grade classes at **Tolt Middle School** in Carnation, WA where I live. Three different classes, about 20 kites in each. It was lots of work, but lots of fun too. Next came a little help to **Kara**



These two kites were created at the Tolt M.S.



Zubal at Marshall Elementary School in Marysville WA. Kara started making kites with one of her sons classes and it has spread to the whole School. Four kites and about a dozen or more parent volunteers made kites for every class in the school. Thanks to Kara's excellent organization skills everything went great!!! I will send pictures. We spent the day on the never ending line of kids. I think about 700 kites were made.

Then **Rick White** and **Launny Herriges** and I met on a Saturday morning at the **McLendon's** in Renton WA to make kites for kids. It was a kids activity sponsored by the Hardware store. When I got there at about 10 minutes to 10:00, Rick and Launny were already set up and there was a line of eager kids



growing fast. We worked hard and fast till noon. After noon it slowed down enough for Rick to fly a kite or two. I made a sled kite for myself and flew it for awhile. Launny joined in and made his own kite and flew with us. Lots of happy kids



flying their new kites.

Then my wife asked me to make kites with her 6th graders the last week of school. More well decorated, colorful and well made sled kites.

Next up at the end of July is making kites with Rick at the Carnation Farmers Market. Another kite making activity through the King County Library organized by Rick.

I know many other WKA members have been helping Rick. Look for an article in this news letter or in ones to come in the future.

I think it is about time to fly more kites than I make.

Butch



Another photo from Tolt. All photos by **Butch Harviston**

Entiat WA Rites of String Kite Festival 2014

The **Currans**, **Wendts** and **Babsts** all came over from the Westside to enjoy the **Entiat** festival again. The fourth-annual "Rites of String" Entiat Kite Festival was from 10 a.m. to 5 p.m. at the Kiwanis Park in Entiat. We came to add some color and to fly our kites. The festival this year started out with clouds but the sun slowly appeared. The winds were light, you had to work to get the kites into the air. The one kite exception was Dicks' "Smiley Face" kite. This kite flies no matter what.



This year the Festival committee had a poster contest for kids to enter to advertise the festival, kite making, a kite race, trophies for best kite by child, teen and adult and a fire engine.



The little ones loved to honk the fire engine horn which was very loud! It was great to see a bigger crowd this year and that teens had come to fly their

own kites or make one. The young lady who won the poster contest also won best teen kite. The little girl who won best kid kite let me take a picture of her and her trophy in front of James' *Hidden Wells Square Diamond Quilt* which took best adult kite. Kids of all ages had fun with the new activities!!



Bob and I talked to a couple of the committee members about some of the activities we have at our festivals and they were very excited about adding something like them next year so their festival can continue to grow.

I had told Georgan the rain was going to start in about 71 minutes. She laughed and wanted to know how I knew. I told her my phone told me. So I updated her a couple of times. Guess what? The rain came in 10 minutes before it should have and the wind came up and would have been great for flying if we hadn't had a downpour! Such is the life of a kite flyer.


Tommye Ann Babst



Georgan, James & Donna brought their Brasington class kites and they did fly at Entiat.

King City Library System Kite Making Classes So Far

These are pictures of just a few of the libraries we did so far.



Sea Tac Valley View Library — talk on the history of types and styles of kites.



YMCA at Snoqualmie. Kids kite making.



Black Diamond Library - Kids Kite Making

Rick White

Whidbey Island and Kite Festival Association Scholarship Application - 2014

Application for scholarship to:

- ___ **Fort Worden Kitemakers Conference** (Stanwood, WA) March 2015
(Registration fee/lodging/meals for one individual)
- ___ **Oregon Kitemakers Retreat** (Rockaway Beach, OR) January 2015
(Registration fee/lodging/meals for one individual)
- ___ **World Kite Museum Class (Long Beach, WA)** Year: 2015
(Class registration fee plus \$75 per day lodging stipend -
Friday and Saturday nights.)

Date of application: _____

Name _____

Address _____

Phone _____

Email _____

Please complete each of the following lines:

I have ___ or have not ___ before attended the Fort Worden Kitemakers Conference

I have ___ or have not ___ before attended the Oregon Kitemakers Retreat

I have ___ or have not ___ before attended a kite making class at the World Kite Museum

I have a sincere desire to learn about kite making and the history of kites, as well as a willingness to make the time commitment required. I understand this scholarship is non-transferable. If I am awarded this scholarship and am unable to use it myself, I agree to notify WIKFA as soon as possible so it may be awarded to the next eligible applicant.

Signature (Guardian if under 18)

Return completed form to: WIKFA
931 Newell Street,
Bellingham, WA 98225

Deadline for application receipt: September 30, 2013

Applications must be received by September 30 in order to be eligible for scholarship for the following calendar year. All applications will be drawn by the WIKFA board, and scholarships awarded in order of drawing until all scholarship funds are depleted (giving preference to those persons who have never attended any of the kite making events.)

Scholarship recipients will be notified no later than October 15.

Washington Kitefliers Association

Balance Sheet

As of December 31, 2013

Dec 31, 13

ASSETS	
Current Assets	
Checking/Savings	
BANK OF AMERICA/SAVINGS	10.00
BECU / Checking	4,152.02
BECU / Savings	
NUMBER 1	<u>3,087.27</u>
Total BECU / Savings	3,087.27
Total Checking/Savings	<u>7,249.29</u>
Total Current Assets	<u>7,249.29</u>
TOTAL ASSETS	<u><u>7,249.29</u></u>
LIABILITIES & EQUITY	
Equity	
Earnings	-2,711.95
EQUITY	10,069.78
Net Income	<u>-108.54</u>
Total Equity	<u>7,249.29</u>
TOTAL LIABILITIES & EQUITY	<u><u>7,249.29</u></u>

Submitted by **Dan Ecker**



The Newsletter of the **Washington Kitefliers Association** is published four times yearly. Subscriptions are part of membership in the WKA. The WKA Mailing Address is:

**Washington Kitefliers Association
Pacific Science Center
200 2nd Ave N
Seattle, WA 98109-4816**

Editor: Marzlie Freeman
marzlie@centurylink.net

Non-solicited articles are always encouraged. Notification is required if contribution is submitted to any other publication. Return of materials must be requested along with a stamped self-addressed envelope.

Advertising rates and information sheets are available upon request.

Accuracy of contents rests with the individual contributor, the WKA Newsletter being held harmless in the event of any error. The views presented in the WKA Newsletter are not necessarily the views of the editor, or the Washington Kitefliers Association.

Chief Joseph Dam Kite Fly & Kitemaking

by **Bonnie Ecker**

The second Chief Joseph Dam Kite Fly and Kitemaking was held June 21 in north-central Washington in the town of Bridgeport. Located about four hours east of Everett on Rufus Woods Lake of the Columbia River, the dam's Information and Rest Area is host to a nice large field along the river.

Kids enjoyed the event so much last year they wanted to do it again this year. Slightly less attended, but those who did had a good time in the sun. Unlike last year with no wind in the morning and kicking up in the afternoon, this year the wind was plentiful in the morning, but died around 2:30.



Park rangers **Theresa Poulson**, **Crystal Baughman**, and **Sydney Hudson** coordinated and assisted the kitemaking. Kits were purchased from **Cliff Quinn** of **Quinco Kites** who is the only kite maker listed on the federal GSA vendor list following an order from the National Park Service.

US Army Corps of Engineers

As an employee with the U.S. Army

Corps of Engineers, Chief Joseph Dam is one of ours within the Seattle District boundaries. In 2013, the new Chief Joseph Hatchery, managed by the Colville Confederated Tribes, was dedicated. Since it borders the dam's Rest Area, what better way to extend the dedication week but by bringing a kite fly and kitemaking event to the area?

Hoping it would promote kite flying and Washington Kitefliers Association in eastern Washington for fliers on the east side of the

Cascade Mountains, last year's and this year's event was in cooperation with the

Let's Move! federal initiative and *Great Outdoors Month* (June) as a family event for getting healthy. It also added visitation



to the dam's recreation area for when we compete for federal maintenance dollars.

Last year's theme was fish. **Launny Herriges** graciously loaned us his ground fish display for color. **James** and **Tommye Babst** brought wonderful ground color.

We didn't have a theme this year, but **Chris Goldapp** and wife **Nancy Zitlow**, along with **Rod** and **Ginny Beamguard** brought the ground color this year. Rod grew up in Bridgeport so it was an opportunity for him to reconnect with the ol' town.



I am very appreciative to those kite fliers who make the trip to assist and fly. It makes the event that much more enjoyable for the kids and their families.

Thank you!



GONE HOME: APOCALYPSE XX




Art called his flowform kites the “Apocalypse” series, because he thought Apocalypse meant “big and beautiful”. When he found out Apocalypse meant “big and catastrophic”, he decided to carry on with the series name anyway. He made a total of 19 of the creations; that is why I have made this one #20. Of the 19 flowforms, only 1 has dual tails. So when I found the dual tail pattern, I decided to use it as a tribute to him. The 19 flowforms range in size from 200 - 1200 sq. feet. The biggest, “Gone With the Wind”, #XI has dual tails that are each over 100 feet long. Most of this series are still flying. He built this series between 1987 and 2009.



“GONE HOME” is 500 sq ft. (20 feet wide by 25 feet long).

Art Ross was born in 1924, was a founding member of BCKA. He had a passion for kiting for many years, went to many festivals worldwide, and was very visible with his large creations. He passed away at age 88, in August 2012 during WSIKF week, a festival he regularly attended.

“**GONE HOME**” is a kite built as a tribute to a master kite builder. Art has “gone home” to heaven, leaving his kites



behind and his friends looking for him. This kite is at least 75% Art’s design. He made a drawing of Donald and his nephews, as seen on this kite, but never used. The dual tails are also his design, down to the diamonds and colors—again a design he never used. The yellow side-profile of a flowform kite is a side profile of Apocalypse II, Hawaii 1989. This was still seen flying in France in December 2012.



The tails are each 52 feet long. This kite took me about 400 hrs to build, from conception to being ready to fly. I am honored to be called his friend. I am honored to build this kite in loving memory of my friend, mentor, and fellow-kite-flyer.

Art Ross, may you rest in peace.

Big John !!
June 2014.

Theresa Norelius posted July 5 on our WKA Facebook page about this September 13 **Tacoma Moon Festival**. Saturday, 13 September, 2014 (1:00 - 8:00 PM) at Tacoma's Chinese Reconciliation Park. Third annual celebration of this popular festival.

The following info comes from the Tacoma Moon Festival Facebook page: **New 2014 Tacoma Moon Festival**
 Time: 1:00 - 8:00 PM! The festival date is still on Saturday, September 13. We will have a kite master on site to talk about kite making and provide an activity booth for kids (of all ages)! Be sure to "Like" the Tacoma Moon Festival Facebook page to keep up with their news.

Father's Day Adventure with Smiley Face Kite, Dick Curran & Rick White



Dick tries to lift kite off the blackberry vines, but the kite is held by the thorns



Rick is successful & emerges with the kite.



Dick says by going to the left we could get further into the scotch broom



To get to the kite, blackberry bushes had to be cut to the ground & pulled out



Rick decides Dick should fly the kite off a pole.

Dick says this about that:
 "There is more to kite flying than just flying a kite. It is called the :Charlie Brown syndrome".

These photos of Dick's adventures were submitted by **Sylvia Bernauer**

More Fathers Day from Sylvia



What a lovely cloudy sky. Looks a bit like cotton candy,

Empty Places in the Sky

Pat Button

Pat Button, wife of Ron Button, had been a very active member of WKA for many years. They joined in 1982. She sewed beautiful kites, according to long time friend Jean Sisson and eagerly helped out others. In recent years, they sold their motor home and did not go to Long Beach for the kite festival, but Whidbey Island was much closer to their Bellingham home and we saw them there.

Linda Manius Chambers

Linda Manius and Al Chambers joined WKA in 2010. I first met her at the Ocean Shores Kite Shop. She was very enthusiastic about kiting and she and Al loved their time at the beach. In the last year as she was fighting cancer, they decided to get married and the location of the service was none other than the Ocean Shores Kite Shop! A memorial fly was held for her this June at the Ocean Shores Festival of Colors.

Charlie Sotich

We received this notice through AKA—

This is to inform you about the passing of Charlie Sotich early the morning 3 23 14. He was a Life Time member in AKA and world famous for his miniature kites. He taught many people his art of miniature kite making around the world.

Ed Note: We were so fortunate to have received three miniature kites from Charlie. They are treasures.

WKA/Sisson Scholarship to the 33rd Annual Fort Worden Kitemakers Conference

Next March 12 - 15, 2015 will start a new page in the history of this conference. A decision was made to change the location because of various situations at Fort Worden State Park. The new location will be the Warm Beach Camp and Conference Center in Stanwood, WA. At this time details are not known about the conference, but it is really time to send in a note or postcard to the club mailing address for the drawing to be held at the annual club dinner in Long Beach WA.

This scholarship is one of the benefits of membership. We encourage entries from members who have not attended the conference before nor won a WKA scholarship in past years. Founding Father **Tom Sisson** wanted everyone to have the opportunity to experience this conference. The WKA scholarship covers costs of tuition, housing and meals. As of this writing, only one entry has been received.

More information, as it becomes available, will be posted at <http://www.kitemakers.org/>.

This Kite Festival flyer was sent in by:

CYSA

Recreation
Coordinator
Pierce County
Parks&Recreation

Ph: 253-798-4104
Fax: 253-798-4695

www.piercecountywa.org/parks



Kite Festival
August 9
10 am - 3 pm
Chambers Creek Regional Park
Central Meadows

Join Pierce County Parks and Recreation for a fun-filled day at Chambers Creek Regional Park. The entire family will be captivated by the amazing kite demonstrations, family kite flying, bounce house, face painting and more!

The first 250 kids will have the opportunity to make their own kites, complements of the Pierce County KiteFliers Association. Kite festival t-shirts will be for sale day of event.

Sponsors: Ocean Shores Kite, Kite-Motion, Pierce County Parks & Recreation

Event Information
(253)798-4141 or charvel@co.pierce.wa.us

Washington Kitefliers Association

An affiliate of the American Kitefliers Association

Join the WKA & share the fun! Benefits include our quarterly newsletter, a membership card which entitles you to a 10% discount on kite related items at participating kite stores, entry to members-only drawing for a scholarship to the annual 3-day Fort Worden Kitemakers Conference, & information about special events in the Northwest kiting community. Membership per household in U.S. is \$15.00/year, outside U.S. \$20.00/year. Fill out application, return it with a check or money order payable in US funds to WKA.

MEMBERSHIP APPLICATION

Mail to:

Washington Kitefliers Assn
Membership Director
Pacific Science Center
200 2nd Ave N
Seattle WA 98109-4816

Name _____ Spouse _____

Address _____

City/State/Zip _____

Visit us on the Web at
<http://wka-kiteflyers.org>

Phone _____ E-Mail _____

Names of Other Household Members (Include different last names):

Calendar of Events —

- Aug 18-24** Long Beach WA State Int'l Kite Festival (WSIKF)
- August 20** WKA Lasagna Dinner at WSIKF
- August 21** AOK WSIKF Dinner—see Deb's note below
- Sep 29-Oct 4** AKA Convention
- Oct 4-5** Lincoln City Fall Kite Festival
- Dec 6** PCKA/WKA Christmas Party and Indoor Fly Fun 2015
- Jan 16-19** Oregon Kitemakers Retreat Rockaway Beach
- Mar 12-13** Ft Worden Kitemakers Conference at (new location)

Way more information at the WKA website. There's a wealth of info, past, present, future! Please drop us a line if you have events which need to be revised or added to the calendar.

Then we all will be in the 'know'!

Everybody is welcome to come to the AOK dinner on Thursday night at the Ilwaco Heritage Museum.

Doors open at 6:00 and dinner will start at 7:00. Hamburgers, hot dogs, salads, dessert, water and soda will be supplied. Diane Weber will meet you at the door for the \$8.00 charge. If you would like to bring something to add to the dinner everything will be greatly appreciated. We're also having a raffle. So if I could talk you out of something that can be on the tables for people to win, please let me twist your arm! Hope you can come join us and have some fun. See you at Long Beach for good weather, good wind and great fun.

Deb (Cooley) Tumminia

There will be a memorial fly for **Mary Fincher** on Sunday, the last day of WSIKF. It will take place at 11am on the beach at the end of Syd Snyder Blvd. Mary asked that she join **Jerry** with the same style send off that celebrated his life. I am in contact with Mary's dear friend, Annie, so if people have questions I can try to find the answers. We will be flying some of Jerry's kites, and Red-White-Blue wind related art to recall the **Fincher's Aire Force** theme.

Linda Barnes

email me if any questions lbarnes@whidbey.net

Editor's Notes—

Whew! I am truly worn out. This newsletter took a long time to put together. Glad I finally made it to this part. Chani has our garden all planted and we are already enjoying the red swiss chard this summer. The weather has been quite warm, but, as I think I told you before, the evening cools right down thanks to the wind coming in from the coast. It's a real life saver.

Our next newsletter should be out right after the September Up Your Wind kite Festival at Pacific Beach, WA. Then the last one for 2014 will be coming in mid-November to get the news before the Christmas party. So, please remember the newsletter and send whatever you would like to share before I even ask. If you go to any of the events, keep me in mind and send what you would like to report before you forget what you wanted to say. Don't wait for my email requests (nags). I know there are enough events happening which not everyone can get to and it is nice to go vicariously rather than not at all.

Anyway, see you out there, some time, somewhere—
Marzlie



New Member Report

Robert Damiano Belfair
Rob & Janet Shacklett Okanogan

Thanks for finding WKA on the beach, Internet or through Ocean Shores Kites.

Thank you for joining WKA.

Welcome aboard!!

WASHINGTON KITEFLIERS ASSOCIATION
Affiliate of the American Kitefliers Association
PACIFIC SCIENCE CENTER
200 2ND AVE N
SEATTLE WA 98109-4816



Printed Material Newsletter

The last page photo——

Announcing WKA 2014 Pin



Gold or Silver outline, to be Available in August at WSIKF
Rick White



Ocean Shores Kites

Now with two locations to serve you.
172 W. Chance A La Mer Blvd. ~ 759 Pt. Brown Ave.
Kites for all skill levels, Parts, Repair, Accessories, Beach & Wind related toys,
Windssocks, Windchimes, Yard spinners, Flags, banners, and more.
360-289-4103
www.oceanshoreskites.com

The advertisement features a cartoon crab holding a kite string. The crab is detailed with many legs and a large pincer. The kite is a simple diamond shape with a smiley face. The text "Ocean Shores Kites" is written in a cursive, bubbly font. The background is white with a signature "SBC" in the bottom right corner.