



Newsletter

August through October

WASHINGTON KITEFLIERS ASSOCIATION

WKA — a nonprofit organization dedicated to helping people know how much fun it is to fly kites!
For the latest news check our website: wka-kiteflyers.org

2016 PCKA / WKA Christmas Party

Saturday, December 3, 2016

Fun fly – Noon to 5:00 pm

Set Up & Bag Raffle – 5:00 to 6:00 PM

Dinner – 6:00 pm

Back to the old location!!

Mountainview Lutheran Church
3505 122nd Ave E
Edgewood, WA 98372

The rainy weather marks the end of our outdoor season and turns us to indoor kiting activities such as kite making, indoor flying and socializing with friends. On Saturday, December 3, we partake in two of these activities at the same time. Their new sanctuary is done so the gym is available to us again this year at Mountainview Lutheran Church in Edgewood. This is the same location we used for the 11 years prior to last year.

Once again we will start at noon with our indoor fun fly. You can arrive any time after noon to fly and socialize. Lessons will be available for beginners so don't be afraid to try it out. At 5:00 pm we will put away the kites and set up the tables for the potluck dinner and bag raffle.



Dinner will be at 6:00 pm with the raffle following soon thereafter. We do have the kitchen available so cold or hot dishes can be kept as needed. As usual PCKA and WKA will provide two turkeys and two hams for the main courses with kites filling in the side dishes and desserts. Coffee, pop and

water will be available but you need to provide your own "favorite" beverages. I am always amazed at the variety and quantity of food available! As always, our main goal is to have a good time with friends. But we also try to share our good



fortune with those in need. The bag raffle will support the local food bank over the holidays. If we have any special donation items they can be loud auctioned to raise more money for the donor's choice between the food bank and the World Kite Museum. Please remember your donation items so we can continue to help with these needs.

I hope you all can join in this great time of sharing with friends, rehashing the old year and looking forward to the New Year.

Bob Wendt, Pierce County Kiteflyers Association



2015 Party photos by **Willy Hendrickson**



**Notes from the (New) WKA Prez
Casey Shearer**

All in All — a Good Year

Looking back on our 2016 season from the early part of October, the thing that strikes me is that we were blessed with good-to-great flying weather for most of our events, all the way back to ‘Protest the Bowls’ on January 1st. On those events that ran into less than good conditions, a rain-out or fog-out day was usually followed by a day of decent flying weather. October in the Pacific Northwest is usually a dicey proposition for kite flying, and that proved out with rainy weather for the Seaside AKA Convention and the ‘One Sky, One World’ events. It’s a shame we couldn’t make our weather karma last through the month.

Washington State International Kite Festival (WSIKF) was well organized this year, which showed by how smoothly the individual festival events ran. This is the third year the World Kite Museum has managed the festival, and the first year when the WKM did so without some consulting help from the previous City of Long Beach festival staff. Kudos for a job well done! Look for articles in this newsletter about the people and activities which made the festival special.

I don’t want to single WSIKF out for the only praise. It’s always amazing how well our region’s festivals and kite making events, from Entiat to Whidbey, turn out. The folks responsible for these events have been doing them for a lot of years and make it look easy. Because of their expertise, we tend to forget how much work goes into organizing and running these things. I firmly believe that we, the kiting community, owe an ongoing debt of gratitude to all of the event organizers and staffers in our area.

Thanks for Your Support

At our WSIKF Wednesday dinner, the Board presented a plan for filling the next term’s board positions. Per this plan, **Butch Harviston** agreed to serve my remaining year as **Vice President** and I was proposed for the next two year term as **President**. The other board positions remained unchanged. The attending members approved this plan by a wide margin.

First, I want to thank all of the members at the WKA dinner for their support to this plan.

Secondly, I’d like to thank Butch for the many things he has done as president, both in the background and on the beach. I’m sure I will tap his knowledge many times during my term in the office. Since we presented the board members plan for an up or down vote rather than having individual elections, I didn’t have a chance to present a platform as president. I’m going to share those goals with you here. My platform’s pretty simple:

- ◆ The presidency of the WKA is a responsible position. I’ll do the work to fulfill those responsibilities.
- ◆ Communication with members and other stakeholders should be a key goal. And communication in this sense means both *listening* and *talking*. Those of you who know how wordy I can be know the *listening* part will be a challenge, but I’ll work on it.
- ◆ If, in the future, you have concerns or suggestions, please send them to me or one of the other board members. You can

be sure your input will be considered and that we will give you a response.

◆ Pay attention to outreach and member recruitment. I want to make sure that “Empty Places in the Sky” do not dictate the future of our Association.

◆ And, keep it fun for everyone.

World Kite Museum

The World Kite Museum is currently conducting two campaigns; its annual membership sign-up/renewals, and a campaign to raise funds to replace the museum’s roof and address some other facilities repair issues. They are a little more than halfway to their fundraising goal on this fund. Given all of the great things the Museum does for our community each and every year, it’s hard to think of a more worthy cause, so I urge you to support their efforts. Please check the Museum website or contact Pattie or Hollie at the museum at (360) 642-4020 if you would like to renew your membership or make a donation.

What’s Up with the Board?

We conducted our **WKA Board Business Meeting** on October 29. We had moved this meeting to an earlier date so we will have more planning time for activities in the first half of 2017. We’re still in the process of assembling the notes and action items from this meeting, so please bear with us. However, one theme repeatedly occurred throughout our discussion:

“We are a small organization. We have before us a list of task options that include ‘should do’ (to sustain the organization) and ‘would like to do’ (that benefit the Kiting community in the longer term) items. How do we prioritize our limited resources to these tasks to achieve the most useful results for our members?” In some cases, we issued action requests to gather more information on individual tasks before we make decisions on that broader question. We will share a summary of the Board Meeting topics with you in a future newsletter. And, as always, you can request a copy of the meeting minutes, once available, by contacting our board Secretary, **Bonnie Ecker**.

Event Calendar

Also, as we did last year, we will start updating the 2017 Events calendar in 2016. So, all of you event organizers – please start confirming dates for your activities. We’ll be talking to you soon!

Looking (a bit) Into the Future

With the onset of the rainy season, we turn our thoughts inward (or more correctly, indoors). First, we had:

- ◆ · **‘Run from the Rain’** at Ocean Shores November 5-6 (*Thanks Andy & Brenda!*)
- ◆ · **PCKA/WKA Christmas Party & Indoor Fun Fly**, December 3rd. (See Bob’s article page 1 of this issue).
- ◆ · **‘Protest the Bowls’**, Golden Gardens Park January 1st.
- ◆ · **Oregon Kitemakers Retreat (OKR)** at Rockaway Beach, Oregon January 12th through 15th.
- ◆ · **Long Beach Windless Festival** January 21st & 22nd.

One More Time . . .

Finally, thanks again for your support – or maybe more correctly, thanks in advance for your support. I look forward to serving as your President during 2017 and 2018. I hope that, during this time, we can strengthen the Association, and continue to promote the fun and fellowship that originally brought all of us into the sport of Kiting.

Kids Kite Making Brownsville Appreciation Days



On Saturday, September 24th, we had our first Brownsville Appreciation Days kids kite making event. It was a bright sunny day with little wind, but the kids still were able to do some flying with the 18" plastic eddy kites. End of the day tally showed we had helped 148 kids of all ages make a kite during the day. A thank you to those helping at the event: **Monty and Glenda Davenport, Mack and Lavonne McCowan, and Brian and Debbie David**. Special thanks to those who supported by donating materials: **Carl Williamson** who donated the sticks, **Les Schwab of Bremerton** (plastic for the kite skins), **Scott and Laurel Hedin of Hi Flyers**

Kites and Things (fly line and winders), and **Presco** (Flag Tape for the kite tails).

A couple years ago Carl showed us how he makes the skins for kids kite making and gave us the ones we cut out at his home. Since then I have built my own templates out of formica for cutting the kite skins and built a jig to bend the wooden dowels (175+ at a time).

This year we also did kids kite making at the Pacific Beach Kite Festival on September 10. Even though it had started to drizzle 40 kids made a kite. We used the sled style type kite, I cut out the skins from plastic table cloths from the **Dollar Tree**. I found I could get between 10-14 skins out of each one. I bought the wooden kite sticks from **Carl Williamson** and the line/winders were donated by **Hi-Flyers Kite and Things**. Volunteers were **Monty & Glenda Davenport** (Good Witch Kiting) and **Debbie** and me (Sky Art Kiting)

I made the tiki banners shown in the photo a few years ago with the idea they could help promote interest in kiting. The bottom masks have velcro on the tongues so kids of all ages can open the face flap, put their face into the hole and become part of the banner with a picture.

Brian and Debbie David

WKA's New Pin Series Casey Shearer

For those of you who might have missed it at WSIKF, WKA announced the release of a new three year pin series. The Association will sell one pin in the series each year from 2016 to 2018. Each year's pin will feature one of the WKA initials and will have backgrounds in one of the WKA signature Red-Yellow-Blue colors. This photo shows the first of the series, the 2016 pin.



The pins have been designed to be placed together to create a representation of the WKA logo.

The design and creation of these pins was the result of a fine group effort by multiple members. And, as he has in the past, **Scott Reep of Condor Creations**

helped in working through some of the pins' production issues and pricing questions.

At our October 29th business meeting, the Board considered some additional actions for this series of pins, including:

- ◆ Making a *limited* number of previous years' pins available for sale in any one year,
- ◆ And, the issuance of a special commemorative pin in 2018 available for sale to anyone who has (or purchased) all three yearly pins in the series.

We will provide an update on the sales availability for these pins on the WKA Facebook page and in a future issue of the newsletter.



This photo shows a complete set in this arrangement.

Note: This full pin series set shown here is the Board members' series.

Who is She? The Story Behind the Rok by Bonnie Ecker



There was something about those eyes that kept me returning to the kite. Her look, the hoodie. Was she an older teenager or young adult, and a beautiful one at that, perhaps homeless? Many young folks wear hoodies and so do the homeless. Was she hiding behind a hood as a way to protect herself? I wanted to know the story behind the face. Come Saturday at the banquet for the American Kitefliers Association (AKA), I found out. **Sandy** is her name and yes, she is a real person. But, why was she on this rok?

It was a chance encounter. **Ron Ortega** is the artist and kitemaker. During a nice summer day, he and his 15-year-old son

decided to head to the Washougal River. Ron had his bubbles with him to use by the river while his son swam. Elsewhere along the river's edge, Sandy walked and spotted Ron's bubbles. Curious, she introduced herself and asked if she could give the bubbles a try. Over time they became Facebook friends. Sandy, an acupuncturist, loves to hike in the Pacific Northwest. Her friend enjoys photography and posted photos of Sandy on Facebook. Ron acquired permission from Sandy to make a kite with her likeness on it.

Ron first made a poster of the image by using a filter in a computer photo-editing program for the paint-by-number appearance. It is a process called posterization that converts a continuous gradation of tone to several regions of fewer tones, with abrupt changes from one tone to another. Originally, it was used with photographic processes to create posters. It can now be done photographically or with digital image processing. *(Author's note: I have two effect settings on my smartphone camera called Moody and Cartoon that causes a photo to convert to a paint-by-number affect.)* Ron made this rok about two years ago, on and off, taking about two weeks to complete. We flyers simply had not seen it until the AKA convention where he entered it in Handcrafted and People's Choice, taking second place in Rokkaku.

Ron says Sandy's image is similar to a photograph used in National Geographic of a woman's green eyes peering out from behind a burqa (burqa). As you look at Ron's rok in person and physically move left or right, Sandy's expression changes—sad and frowning to happy and smiley. You might even see a gothic look.



Ron also entered two eagle kites, taking 3rd place in **Sky Display** and 2nd place as **Novice Kitemaker**. His unique kite made of pheasant feathers took **Best Of in the Traditional Kites category**. We wish Ron well as he moves up in the kite making world. He resides in Vancouver, Washington, and is a member of the Washington Kitefliers Association, the Associated Oregon Kites, and the AKA.

Sandy has seen photographs of Ron's rok flying in the air, but as yet has not seen it in person. Ron tags her on his Facebook postings and she is enjoying the postings and comments.

WKA Board Members

President: Casey Shearer

shear090@comcast.net

Vice President: Butch Harviston

harviston.west@comcast.net

Treasurer: Dan Ecker

cardoc58@comcast.net

Secretary: Bonnie Ecker

whrlwind@comcast.net

Membership: Sylvia Bernauer

dbrn1@earthlink.net

Education: Ken Conrad

ken@greatwinds.com

Donations Coordinator: Ric Merry

ricmerry@gmail.com

Special Events Coordinators:

Glenda Kleppin Jerry Graham

gmakleppin@usa.net /

jlgraham1@usa.net

Safety Chairman: Scott Slater

slkitters@wamail.net

Products Coordinator: Rick White

ssragtop@aol.com

Youth Coordinator: Travis Reedy

megsmission@gmail.com

Webmaster: JJ (Jim) Johnson

jj@andme.net

Newsletter Editor: Marzlie Freeman

marzlie@centurylink.net



The Newsletter of the **Washington Kitefliers Association** is published four times yearly. Subscriptions are part of membership in the WKA. The WKA Mailing Address is:

**Washington Kitefliers Association
Pacific Science Center
200 2nd Ave N
Seattle, WA 98109-4816**

Editor: Marzlie Freeman
marzlie@centurylink.net

Non-solicited articles are always encouraged. Notification is required if contribution is submitted to any other publication. Return of materials must be requested along with a stamped self-addressed envelope.

Advertising rates and information sheets are available upon request.

Accuracy of contents rests with the individual contributor, the WKA Newsletter being held harmless in the event of any error. The views presented in the WKA Newsletter are not necessarily the views of the editor, or the Washington Kitefliers Association.

WSIKF:

WSIKF for me is all about 4 things,



- #1-The trains and arches,
- #2-WKA dinner (buying all the food and getting through the evening),
- #3-Mass ascensions, and #4-Cody Fly.














OK #5 things, I love Sunday after because the beach is always free and clear and lots of room to fly anything I want to all day. Oh yeah, there is always #6, the hotel hot tub.



But the most important of all is #7 The friends.
It's this that will keep me coming back.

Rick White



Kites and Ice Cream

by **Bonnie Ecker**

The Washington State International Kite Festival (WSIKF) brings together a wide variety of *variety*—jewelry, bubble blowers, ornaments, engines, puppy savers, and many clothes. Oh yeah, and **FOOD**—burgers, breakfast, lemonade, kettle corn, fudge, funnel cakes and elephant ears, American, International, and **ICE CREAM**. I scream, you scream, who doesn't love ice cream?

Motels, hotels, and RV's have limited freezer space for ice cream, but now there's good news. Don't bring a handle-cranking machine, don't bring a ball to fill and toss. Just bring a spoon. Buy the ingredients at Syd's Grocery in Long Beach to support the town's grocer, or bring whatever you have from home. This recipe is from a kid's recreation magazine and is great as a group activity, but go ahead and enjoy it just for yourself.

ICE CREAM IN A BAG, makes a 1 cup serving

- 1 pint-size zip lock bag
- 1 c Half 'n Half
- 2 T sugar
- 1/2 tsp vanilla extract

1 gallon-size zip lock bag (extra bag if leaks)












- Ice cubes
- 1/2 c kosher salt

Any favorite ice cream mixings

Spoon

In pint-size bag, combine Half 'n Half, sugar, vanilla extract. Seal tightly so no liquid leaks out. In gallon-size bag, fill halfway with ice cubes. Sprinkle salt over cubes. Place pint-size bag into large bag. Seal (use double bag if first bag leaks). Shake the bags 5-10 minutes until mixture begins to harden. Feel the small bag to determine your desired ice cream consistency. When satisfied, remove the small bag. Add your favorite mixings. Can also try berries.

Eat out of the bag or scoop into a bowl. Enjoy!!



Kite Clubs

Associated Oregon Kiters (AOK)

Contact: Deb Cooley Tumminia
 Email: dckites@gmail.com
 PO Box 25616, Portland OR 97298
 Membership includes 4 issues per year newsletter

Ben Franklin Kite Society (BFKS)

Contact Larry Zilar
 509-627-6751 or email: zilarlm@charter.net

Lavender Winds Kite Club

Brian Bradley
 email: KiteBear@aol.com
 Meet 2nd Sunday, noon in Long Beach, WA

Lilac City Wind Chasers (LCWC)

Contact Bill Cox
 509-327-7974 or email: cxbil@aol.com
 Starting in June meet first Sunday of the month in Sky Prairie Park, W. Strong Rd, just east of N Five Mile Rd, Spokane, WA

Northwest Sport Kite League (NWSKL)

Contact Bud Hayes
 email: bud@thehayesplace.com Calendar at www.nwskl.org

Pierce County Kiteflyers Assn (PCKA)

President: Bob Wendt
 Puyallup, WA 98374, 253-848-6325 (home)
staff@pcka.info Calendar at www.pcka.info

Squalicum Kite Flyers (SKF)

Contact Mike Button
 360-733-7380 email: kite102@aol.com
 Fun fly every Wednesday & Sunday afternoons during daylight

savings time until sunset
 Zuanich Point Park, Squalicum Harbor. Bellingham WA

Washington Kiteflyers Assn. (WKA)

Contact: Casey Shearer
 email: shear090@comcast.net
 Address on back page of newsletter
 Membership includes 4 issues per year newsletter

Westport Windriders (WW)

Contact: Bary Crites
 360 491-8605 email: bigbearkites@comcast.net
 Meets 4th Saturday every month at Grayland Beach, followed by potluck at Willapa Grange Hall

Whidbey Island Kite Flyers (WIKF)

Contact Lisa Root
 360-678-7052 LRoot0208@aol.com
 Meets 3rd Saturday April - Oct at Fort Casey
www.whidbeykiteclub.org

American Kiteflyers Association (AKA)

Contact Scott Davis - Regional Director
 email: region10@aka.kite.org Regional: www.aka.kite.org/region10 or www.aka.kite.org

British Columbia Kiteflyers Assn (BCKA)

PO Box 755
 101-1001 W. Broadway
 Vancouver, BC Canada V6H 4E4
 Membership: \$20 (CDN)
 Includes quarterly newsletter
www.bcka.bc.ca



Calendar of Events —

2017

Jan 12-15 Oregon Kitemakers Retreat, RockawayBeach OR

Mar 10-13 Fort Worden Kitemakers Conference

(Warm Beach, WA) www.kitemakers.org/

There is way more information at the WKA website. A wealth of info, past, present, future! Please drop us a line if you have events which need to be revised or added to the calendar. wka-kiteflyers.org

Washington Kiteflyers Association

An Affiliate of the American Kiteflyers Association

Join the WKA & share the fun! Benefits include our quarterly newsletter, a membership card which entitles you to a 10% discount on kite related items at participating kite stores, entry to members-only drawing for a scholarship to the annual 3-day Fort Worden Kitemakers Conference, & information about special events in the Northwest kiting community. Membership per household in U.S. is \$15.00/year, outside U.S. \$20.00/year. Fill out application, return it with a check or money order payable in US funds to WKA.

MEMBERSHIP APPLICATION

Mail to:

**Washington Kiteflyers Assn
 Membership Director
 Pacific Science Center
 200 2nd Ave N
 Seattle WA 98109-4816**

Name _____ Spouse _____

Address _____

City/State/Zip _____

Phone _____ E-Mail _____

Names of Other Household Members (Include different last names):

Visit us on the Web at
<http://wka-kiteflyers.org>



The Whidbey Island Kite Festival was great. A short shower on Saturday gave way to sun and light wind for the rest of the weekend. There were competitions: sportkite, single line challenges, running of the bols, mystery ballet.



The Teddy Bear drop became a Teddy Bear toss, but the kids love it no matter how the bear comes to them!!!



Kids made and flew lots of colorful kites thanks to **Butch Harviston** and his crew of volunteers.



Mari Daniels won the Single line challenge with a kite made by **Louis**.

Indoor Competition was well attended. New fliers got a chance to demo their routines. At the end of the event the audience got to try to fly indoor kites. It was interesting to see how many were curious as to how the kites fly!!! Spectators and fliers had a great weekend flying kites on grass—no having to rinse sand off kites after. The single line events give color to the sky while the sportkites give motion to the sky. It was another wonderful kite festival on Whidbey Island.



The raffle was huge with lots of amazing kites and other good stuff!!! We thank the generosity of those who donated so many items.

The 2016 logo kite was won by **Bonnie Ecker**, who broke **Fred Marchand's** streak of collecting them!!

Lisa Root, Co-Chairman
Whidbey Island Kite Festival
www.whidbeykites.org



Minion territory!!



Ron Ortega with his new feather kite which later won Best of Traditional Category at AKA



WSIKF 2016

Summary by Bonnie Ecker

So much occurs during the six and half days of the Washington State International Kite Festival in Long Beach that it is difficult to write a single article. Here's a quick summary of the 2016 hap'nings.



WKA's 2016 Super Senior award goes to **Fred Marchand**, presented by board member **Glenda Kleppin**. **Bob Wendt** relinquished the coat from his last year's reign.



Faces kite theme fly.



Attack of the dog in the fog.



WKA's 2016 Top Kid on the Beach award goes to **Nicholas Knight**, presented by board member **Glenda Kleppin**. That's a very happy smile on his face.



Kids kite making.



Glenda Kleppin's Suzi Award goes to **Scott Davis** for all his efforts in getting kids involved in kiting and for hauling them around. Scott was also the recipient of the **Bob Ingraham Award** at the 2016 American Kitefliers Association convention held

in Seaside, Oregon in October. In addition, he took second place in the AKA's *Masters Individual Precision*, the *Open Individual Indoors Unlimited*, and the *Masters Individual Ballet* categories.

The World Kite Museum's Hall of Fame inductee went to **Japan Kite Association**

As seen on the beach—

John Dickson, Associated Oregon Kiters member.

Notice the Teddy Bear passenger on his motorcycle.



World Kite Museum banquet & auction.

David Gomberg, auctioneer.



Holli Kemmer, WKM Development & Events Director.

Lady Kiteflyer kite made and donated by **Miriam Schafler**.



39th AKA Convention, Seaside Oregon
by Bonnie Ecker

It was a dark and stormy nite...really, it **WAS** a dark and stormy night, and morning, and afternoon. It was the first multi-day event Dan and I have attended that was rained, and wind', out. During the entire 39th week of the American Kitefliers Association convention, we saw a spread of blue sky or a peep of sun only on occasion. With just enough to increase our spirits and hope for a longer spread, it was dashed by another round of moisture that ranged from a light mist, some drops here and there, to down-right horizontal wind and rain that sweep the beach sand so smooth that it erased all efforts of those braving the elements earlier to play on the beach.

Rain and wind could not dampen the spirits of kite fliers, however. So what that we got rained out on the beach. We had plenty to keep us involved. Monday was to start off the convention with a banner parade step-off. I missed this so I don't know if it occurred indoors. The intention was to parade from the convention center to the turnaround, maybe the beach, and back to the convention center. Tuesday had open flies scheduled, along with the board meeting and bag raffle setup in the foyer. The latter two items occurred. Workshops for that Monday included an intro to the convention for newbies; pre-judging of handcrafted kites; Drones and KAP by **Ken Conrad** and **Jim Powers**; and a Make & Take class



for a mini sled kite by **Susie Jo Skinner**. Most of the competitions and themed flies were cancelled. An annual general meeting for the membership was held in the evening.

Wednesday continued with the bag raffle and workshops, including a Make/Take for **Alexa King's** trash bag delta; **Robert Brasington's** revelation on where his ideas originate; and **Lindsey Johnson's** show/tell/make on using the software *Sketch-up* for designs and making kite attachments with a 3D printer. Outdoor fliers learned how to fly indoors with **Donna Wendt**. Later, **Ronda Brewer** provided instructions for making a seagull kite. All mass ascensions through the week were held indoors with participants receiving pins. The evening provided entertainment by indoor fliers.

Thursday continued much the same as previous days. Workshops provided a Make/Take with **Gary Goodenough** for a fighter kite with **Bob Hegman** teaching on how to fly one. **Loik Lale** talked on Unexpected Flying Kites. AKA's new president-to-be but

current webmaster and blogger, **Nic O'Neill**, provided detailed handouts on how to engage the tech generation, interact with them via social media, and how the tech generation raises money via crowd funding. This talk included teens and adults, AKA and non-members. With all these workshops, I venture to say the highlight was when those classes facing a courtyard spotted bubbles...**LARGE** bubbles...floating past their windows. The convention center's exterior decks quickly filled with cameras taking photos of participants in the Bubble Workshop presented by **Jeanie & Archie Clay**. That evening the **Fly Mart** opened with sellers **Ken Conrad**, **Suzanne Sadow**, **Marzlie Freeman**, **Deb Tumminia** and **Robert Brasington**.

Pins and miniature kites were not about to be left out. Two upstairs rooms provided room to spread out and trade pins, and make/fly miniature kites for judging and awards. I don't know if the KITE-athlon transpired or not as I was in the pin room looking at others' pins and photographing the mini-kites.



Scott Skinner

Daniel Prentice

Friday's workshops included the **Make/Take 3 Stick Magic** with **Scott Skinner** and **Jose' Sainz**. It literally was about making a kite with only 3 sticks.

Christian Baden Powell's class was in

the dark —videos playing on the wall showing him making his 2-story-sized kites and live with him in the room on a light table demonstrating how he does his appliqué. Those of us watching were invited to try our hand at it. **Scott Davis**

held a symposium on sport kiting, and **Deb Tumminia** demonstrated her process for appliqué. Elsewhere in the center was **Mark Thorn** teaching how to fly short-line **Revolutions**. The evening ended with one of **two** banquets



and the Great Kite Auction, but the convention wasn't over yet!

Saturday was speed kiting...at 6:30...in the morning...on the beach. Yes, many of us staying at the Shilo with rooms facing the beach were awoken to the sounds of zing...zing...zing...zing. Kites were zinging rapidly on the beach back and forth as fast as they could fly. Given we didn't have rain at the time, the winds were favorable for such an event. Drawings for the bag raffle items were conducted before the lunch break, then **Suzanne Sadow**

held the Make/Take class for making a Tyvek butterfly with watercolors or crayons; **Jon Burkhardt** lead the kite makers competition committee post-judging discussions; and **Ron Bohart** talked about the safety and anchoring of BIG kites. **Team Evidence** capped it off with a learn-to-fly



for dual-line kites. During the evening events, members voted for their choice of handcrafted kites and **KAPing** photographs that had been entered. Following the banquet dinner, awards were presented to winners of the various competitions.

We gave a standing ovation to **Mel Hickman** as he was presented with tokens of



thanks following his **MANY** years as executive director for the AKA. Mel officially retired from the position October 31, handing the reins to **Daniel Prentice** who has been AKA's *Kiting* editor (and will continue to be).



Butch Harviston having fun with the bubbles which were the project of **Archie** and **Jeanie Clay**.

New Member Report

	Gerald & Cheryl Allen	Bellevue	
	Dave & Terry Banks	Aloha, OR	
	Cecilia Brosius (wife of member Bill)	Olympia	
	Judi Cahill	Astoria OR	
	Merith Bennett	Seattle	
	Matthew C. Johnson	Veneta, OR	
	Ken & Lynn Roberts	Port Angeles	
	Greg & Tina Thomas	Edgewood	

Welcome to these new members!
We are so happy you have joined us in WKA
wka-kiteflyers.org

Editor's Notes—

Thanks so very much to those of you who took the time to send items for your newsletter. Having had the chance to be at WSIKF and even attend AKA, it brings so many good thoughts of good times and good friends. As John always loved to say, there are "no bad apples" in our kiting family.

Sometimes I feel so isolated here, I know I am really not, but I miss the fun we had in creating kites and banners together. When I am working on the computer I miss having that best friend so close behind me at his desk. We worked together so very well. Oh, don't get me wrong, sometimes there were some lengthy discussions. Anyway, thanks to all of you who made me feel so welcome at these two great kiting events. I just turned 79 and I hope to still be around the next time AKA comes to Seaside or even Ocean Shores. The time does not go slowly away as I would wish it to be. I enjoy doing these newsletters as it is a great way to get together with my extended family.

Our next issue should come out in late December or right after the new year's day fly. Let us know what you have planned now that we are not concentrating on the election. I can't believe sometimes how many election emails came into my gmail account. Hope they will slow down. So, remember to share with us if you have any things going on you know we would enjoy. Like maybe a trip to Old Ireland???

*Hugs,
Marzlie*

WASHINGTON KITEFLIERS ASSOCIATION
Affiliate of the American Kitefliers Association
PACIFIC SCIENCE CENTER
200 2ND AVE N
SEATTLE WA 98109-4816



Printed Material Newsletter

The last page photo



Fun at the Saturday night AKA banquet!!

Ocean Shores Kites

Now with two locations to serve you.
172 W. Chance A La Mer Blvd. ~ 759 Pt. Brown Ave.
Kites for all skill levels, Parts, Repair, Accessories, Beach & Wind related toys,
Windsocks, Windchimes, Yard spinners, Flags, banners, and more.
360-289-4103
www.oceanshoreskites.com

The advertisement features a cartoon crab holding a kite string. The kite is a diamond shape with a smiley face. The text "Ocean Shores Kites" is written in a stylized, cursive font. The artist's signature "SBC" is visible in the bottom right corner of the illustration.